



*La Plata County*  
Colorado

## 2012 La Plata County Proposed Budget

### Table of Contents

#### Proposed Resolutions

Adopting a Budget, Appropriating Sums of Money, and Certifying a Mill Levy .....	1-8
Proposed Budget Message (Exhibit A) .....	9-14
All County Funds 2012 Budget Summary (Exhibit B).....	15
General Fund	
Revenues .....	16-19
Expenditures.....	20-64
Road and Bridge Fund.....	65-70
Capital Equipment Replacement Fund .....	71-73
Human Services Fund .....	74-78
District Attorney Fund .....	79-82
Capital Improvement Fund.....	83
Finance Authority Debt Fund .....	84
Durango Hills Road Improvement District Fund.....	85
Employee Medical Self Insurance Fund.....	86
Joint Sales Tax Fund .....	87
Landfill Closure Fund .....	88
Emergency Reserve Fund (TABOR).....	89
Proposed Staffing Structure (Exhibit C) .....	90-137
Proposed Capital Plan (Exhibit D).....	138-154
Proposed Technology Plan.....	155-156
All Fund Contingency Summary .....	157
Interfund Transfers Summary (Exhibit E).....	158
2012 Schedule of Lease/Purchase Payments (Exhibit F) .....	159
Spending Authorities Chart (Exhibit G) .....	160-162

**RESOLUTION NO. 2011-41**

**A RESOLUTION SUMMARIZING EXPENDITURES AND REVENUES FOR EACH FUND AND ADOPTING A BUDGET FOR LA PLATA COUNTY GOVERNMENT, COLORADO, FOR THE CALENDAR YEAR BEGINNING ON THE FIRST DAY OF JANUARY, 2012 AND ENDING ON THE LAST DAY OF DECEMBER, 2012**

**WHEREAS**, the Board of County Commissioners of La Plata County has appointed the County Manager in accordance with C.R.S. 29-1-104, to prepare and submit a proposed budget to said governing body at the proper time; and

**WHEREAS**, the Board has received a proposed budget on October 14, 2011, for its consideration; and

**WHEREAS**, upon due and proper notice, published or posted in accordance with the requirements of Colorado law, said proposed budget was open for public inspection at a designated place, a public hearing was held on November 14, 2011, and interested taxpayers were given the opportunity to file or register any objections to said proposed budget; and

**WHEREAS**, whatever increases may have been made in the expenditures, like increases were added to revenues or planned to be expended from fund balances so that the budget remains in balance, as required by law; and

**WHEREAS**, in determining the level of expenditures to be budgeted, consideration has been given to the appropriateness of the request, as well as the amount of County revenue available. The level of funding for the various County departments and other spending agencies set forth in the Budget is an action that is within the discretion of the Board of County Commissioners. The Board of Commissioners exercised its lawful discretion in establishing the 2010 Budget having taken into consideration all of the funding requests received, as well as the overall requirements of the County and the level of available revenue;

**NOW, THEREFORE**, be it resolved that the Board of County Commissioners of La Plata County, Colorado, does hereby adopt the 2012 Budget for La Plata County, its offices, departments, and other spending agencies, as set forth in the attached exhibits,

Exhibit "A" - 2012 Budget Message

Exhibit "B" - 2012 Approved Budget for La Plata County, Colorado

Exhibit "C" - 2012 Approved Staffing Structure for La Plata County

Exhibit "D" - 2012 Approved Capital Expenditure Budget and Plan and Technology Plan

Exhibit "E" - 2012 Schedule of Interfund Transfers

Exhibit "F" – 2012 Schedule of Lease/Purchase Payments

Exhibit "G" – 2012 Spending Authorities for La Plata County offices, departments, boards, commissions, and other spending agencies

which are attached hereto, made a part hereof, and incorporated herein by reference, and which set forth the expenditures and revenue for each fund for La Plata County, as well as each

function and object of expenditure authorized for such funds. That the budget hereby approved and adopted shall be signed by the Board of County Commissioners and made a part of the public records of La Plata County.

**DONE AND ADOPTED IN DURANGO, LA PLATA COUNTY, COLORADO**, this 13th day of December, 2011.

(SEAL)

BOARD OF COUNTY COMMISSIONERS  
LA PLATA COUNTY, COLORADO

ATTEST:

\_\_\_\_\_  
Clerk to the Board

\_\_\_\_\_  
Kellie C. Hotter, Chair

\_\_\_\_\_  
Robert A. Lieb, Jr., Vice-Chair

\_\_\_\_\_  
Wallace "Wally" White, Commissioner

Distribution:

Minutes

Finance Department

State of Colorado Division of Local Government

1313 Sherman Street, Room 521

Denver, Colorado 80203

**RESOLUTION NO. 2011-42**

**A RESOLUTION CONCERNED WITH THE APPROPRIATIONS OF SUMS OF MONEY TO THE VARIOUS FUNDS AND SPENDING AGENCIES, IN THE AMOUNT AND FOR THE PURPOSES AS SET FORTH IN EXHIBITS “A”, “B”, “C”, “D”, “E” and “F”. See Reception Number \_\_\_\_\_ for exhibits.**

**WHEREAS**, the Board of County Commissioners of La Plata County, Colorado, has adopted the annual budget in accordance with C.R.S. 29-1-101, “Local Government Budget Law of Colorado” on December 13, 2011; and

**WHEREAS**, it is not only required by law, but also necessary to appropriate the revenues provided in the budget to and for the purposes described below, thereby establishing a limitation on expenditures for the operations of the County;

**NOW, THEREFORE**, be it resolved by the Board of County Commissioners of La Plata County, Colorado, as follows:

1. This Resolution shall consist of the following Exhibits, which are attached hereto and incorporated herein by reference, in addition to the provisions set forth herein:

Exhibit “A” – 2012 Budget Message

Exhibit “B” – 2012 Approved Budget for La Plata County, Colorado

Exhibit “C” - 2012 Approved Staffing Structure for La Plata County

Exhibit “D” - 2012 Approved Capital Expenditure Budget and Plan

Exhibit “E” - 2012 Schedule of Interfund Transfers

Exhibit “F” – 2012 Schedule of Lease/Purchase Payments

Exhibit “G” – 2012 Spending Authorities for La Plata County offices, departments, boards, commissions, and other spending agencies

2. Sums are hereby appropriated to the spending agencies of La Plata County for personnel, operating and capital expenditures, as shown in the approved budget attached hereto as exhibits “B”, “C” and “D” of the 2012 Budget for La Plata County which is incorporated herein by reference.

All expenditures shall comply with the appropriations as specified in Exhibit “B” by fund. Pursuant to C.R.S. 29-1-110 and 30-25-103, as amended, the County Finance Department may reject any requests for payment for expenditures which are not in compliance with the monies hereby appropriated to fund the approved budget of La Plata County for 2012 as set forth and specified in Exhibits “B”, “C” and “D” for each fund. The nature of expenditures for which vouchers are submitted shall be in accordance with the appropriated expenditure line item to which they are to be charged. The Director of Finance and County Manager may authorize transfers of monies between line items within departmental budgets in accordance with County policy III.1.

3. Amounts appropriated for personnel expenditures shall be expended only for that purpose, subject to specific restrictions set forth in Exhibits “B” and “C” which are attached and incorporated herein by reference. In addition, such appropriations for personnel expense shall be used only for the purpose of funding the number of authorized FTEs not to exceed the number and type of positions authorized in Exhibit “C”, attached and incorporated by reference,

unless subsequently approved by the Board of County Commissioners. All expenditures for personnel expenditures shall be processed in accordance with La Plata County's Salary Administration policy IV.1.

4. Amounts appropriated for operating expenditures shall be expended only for said purpose in accordance with specific restrictions on the function and object of such expenditures, as set forth in Exhibit "B" except as authorized by the Director of Finance and County Manager in accordance with County Policy III.1.

5. Amounts appropriated for capital shall be expended only for purchasing capital equipment and projects enumerated in Exhibits "B" and "D", attached hereto in accordance with this resolution or when approved by the Director of Finance and the County Manager in accordance with County Policy III.1.

6. In accordance with the provisions of 29-1-110 and 30-25-103, C.R.S, as amended, within those areas of expenditures designated in Exhibits "B", "C", "D", "E" and "F", incorporated herein by reference, for the various spending agencies specified for the purposes of personnel, operations, and capital expenditures, no expenditure, contract to expend any County money, or financial liability, shall be incurred on behalf of La Plata county unless such function, activity, or object of expenditure is specifically set forth by line item detail in Exhibits "B", "C", "D", "E" and "F" attached hereto and incorporated herein by reference, unless the Director of Finance and the County Manager have granted a variance authorizing such expenditure or contractual liability in accordance with County Policy.

7. Expenditures in excess of the amounts appropriated by fund, herein, together with any lawfully adopted amendments hereto, or for purposes other than specified herein, together with any lawfully adopted amendments hereto, shall constitute a violation of the Local Government Budget Law of Colorado, Title 29, Part 1, C.R.S., as amended.

8. Expenditures of funds, except for those funds appropriated for the Office of the District Attorney of the Sixth Judicial District, for operating and capital expenditures shall be made in compliance with the County Procurement Code and Addendum as the same may be from time to time amended.

9. Equipment purchases in excess of \$5,000 and a useful life of at least 5 years are considered to be capital and are approved by the County Commissioners on a line item basis and are enumerated in Exhibit "D". Any changes or increases to line items subsequent to budget adoption must be specifically approved by the Director of Finance and the County Manager. Purchases of capital items shall be made through the La Plata County Procurement Division in accordance with the applicable provisions of the County Procurement Code and Addendum.

10. The Finance Department shall maintain a list of "Spending Authorities for La Plata County offices, departments, boards, commissions, and other spending agencies" (Exhibit "G") and shall ensure that all expenditures are properly authorized by the appropriate spending authority or his/her designee prior to payment.

11. The appropriations for "Contingency" in the General Fund, Road & Bridge Fund and Capital Improvement Fund shall be used to address unanticipated or unforeseen expenditures that may arise subsequent to the adoption of the budget. The County Manager, upon recommendation from the Director of Finance, shall be authorized to transfer amounts not exceeding \$10,000 per adjustment into the various line item budgets. The County Manager shall prepare a summary of these adjustments for review by the Board of County Commissioners. Budgetary transfers from the Contingency accounts in excess of \$10,000 shall be presented to the Board of County Commissioners for their specific approval. In no case shall

the total amount transferred by fund exceed those amounts identified as "Contingency" in the General Fund, Road and Bridge Fund and Capital Improvement Fund.

12. There shall be a Budget Review Team (BRT) established by the County Manager that shall review the County's financial position, revenues, expenditures and any other issues deemed relevant to the County's fiscal stability. The Budget Review Team shall seek counsel and input from Elected Officials, Department Heads, County staff and other experts as necessary. The BRT shall provide a monthly update of the County's budget and financial position to the Board of County Commissioners.

13. The BRT shall establish procedures for review of all professional service agreements, capital and technology expenditures in excess of \$25,000, and other operating expenses as may be deemed necessary due to budgetary concerns. All agreements for outside legal services, expert witnesses and related professional services shall be reviewed and approved by the County Attorney and are exempted from BRT review.

14. No expenditure of county funds designated for personnel expenses in the Resolution shall be authorized to fill budgeted personnel vacancies which may occur in any county office and department or spending agency during 2012 unless the Director of Human Resources and County Manager process an approved Position Requisition form. An elected official may appeal a recommendation to not fill a budgeted personnel vacancy to the Board of County Commissioners. All County elected officials and department heads shall give written notification to the Director of Human Resources of any vacancies which occur during budget year 2012 as soon as possible, and in any case, prior to requesting expenditure of any county funds to fill any such personnel vacancies.

15. In the event of fiscal and/or organizational efficiency, the Board of County Commissioners may, upon recommendation of the County Manager, initiate a generalized reduction in force policy and/or furlough policy. Any such reduction in force shall be in accordance with all applicable federal and state employment laws and regulations and County personnel policy and procedures with the goal of maintaining service levels and employee morale to the extent possible.

16. For purposes of compliance with Governmental Accounting Standards Board Statement Number 54, which provides specific guidance on reporting fund balance, the Finance Director is authorized to determine "assignment" of fund balance amounts.

**DONE AND ADOPTED IN DURANGO, LA PLATA COUNTY, COLORADO**, this 13th day of December, 2011.

(SEAL)

BOARD OF COUNTY COMMISSIONERS  
LA PLATA COUNTY, COLORADO

ATTEST:

\_\_\_\_\_  
Clerk to the Board

\_\_\_\_\_  
Kellie C. Hotter, Chair

Distribution:  
Minutes  
Finance Department  
State of Colorado  
Division of Local Government

\_\_\_\_\_  
Robert A. Lieb, Jr., Vice-Chair

\_\_\_\_\_  
Wallace "Wally" White, Commissioner

1313 Sherman Street, Room 521  
Denver, Colorado 80203

**RESOLUTION NO. 2011-43**

**A RESOLUTION TO CERTIFY AND LEVY THE 2012 LA PLATA COUNTY MILL LEVY FOR THE GENERAL, ROAD AND BRIDGE AND HUMAN SERVICES FUNDS, AND THE DURANGO HILLS LOCAL IMPROVEMENT DISTRICT FUND**

**WHEREAS**, the Board of County Commissioners of La Plata County, Colorado, has adopted the 2012 budget in accordance with the Local Government Budget Law on December 13, 2011; and

**WHEREAS**, the amount of money necessary to balance the budget for La Plata County government general operating purposes from property tax revenue is \$20,350,270; and

**WHEREAS**, the 2011 valuation assessment for the County of La Plata, as certified by the County Assessor is \$2,394,149,370; and

**WHEREAS**, the amount of money necessary to balance the budget for the general operating purposes for the Durango Hills Road Improvement District is \$74,753; and

**WHEREAS**, the 2011 valuation assessment for the Durango Hills Road Improvement District as certified by the County Assessor is \$3,783,980.

**NOW, THEREFORE**, be it resolved by the Board of County Commissioners, County of La Plata, State of Colorado:

1. For the purpose of meeting **General Fund** expenses of the County of La Plata during the 2012 budget year, there is hereby levied a tax of **7.410 mills** upon each dollar of the total valuation for assessment of all taxable property within the County for the year 2011.
2. For the purpose of meeting **Road and Bridge** expenses of the County of La Plata during the 2012 budget year, there is hereby levied a tax of **0.710 mills** upon each dollar of the total valuation for assessment of all taxable property within the County for the year 2011.
3. For the purpose of meeting **Human Services** expenses of the County of La Plata during the 2012 budget year, there is hereby levied a tax of **0.380 mills** upon each dollar of the total valuation for assessment of all taxable property within the County for the year 2011.
4. For the purpose of meeting expenses of the **Durango Hills Local Improvement District** during the 2012 budget year, there is hereby levied a tax of **20.379 mills** upon each dollar of the total valuation for assessment of all taxable property within the Durango Hills Local Improvement District Taxing District for the year 2011.
5. There is hereby authorized a **temporary property tax credit and temporary mill levy reduction** of **0.624 mills** for the **Durango Hills Local Improvement District** Taxing District upon each dollar of total valuation for assessment of all taxable property in the District for the year 2011. This temporary reduction is because the spending and revenue limits allowed by TABOR are lower than that produced by the full 20.379 mill levy. Using this reduction allows the District to maintain the full mill levy for future years.

DONE AND ADOPTED IN DURANGO, LA PLATA COUNTY, COLORADO, this 13<sup>th</sup> day of December, 2011.

(SEAL)

BOARD OF COUNTY COMMISSIONERS  
LA PLATA COUNTY, COLORADO

ATTEST:

\_\_\_\_\_  
Clerk to the Board

\_\_\_\_\_  
Kellie C. Hotter, Chair

\_\_\_\_\_  
Robert A. Lieb, Jr., Vice-Chair

\_\_\_\_\_  
Wallace "Wally" White, Commissioner

Distribution:

Finance Department  
County Assessor  
County Treasurer  
Minutes  
State of Colorado Division of Local Government  
1313 Sherman Street, Room 521  
Denver, Colorado 80203



**December 13, 2011**

**To the Board of County Commissioners:**

We are very pleased to present the attached as the recommended 2012 budget for the Board's consideration. This document represents many, many hours of review and discussions with the County's Elected Officials, Department Heads and staff.

The 2012 budget includes all the funds of the primary government as well as all of its component units. Some legally separate entities are, in substance, part of the primary government's operations and are therefore included in the 2012 budget. The Durango Hills Road Improvement District is reported as a special revenue fund of the County. The La Plata County Finance Authority was created to provide financing options for office space acquisition and is therefore included in the budget as a debt service fund. The District Attorney of the Sixth Judicial District is included and reported as a discrete component unit of the County, since the largest percentage of funding is received from La Plata County.

The County provides the full range of services required by state statutes as well as many auxiliary services. This includes public safety consisting of the sheriff, jail, emergency planning and response, coroner, and district attorney; land use planning and building inspection; property valuation, tax collection and distribution; vehicle licensing; election administration and public record maintenance; design, construction and maintenance of roads and bridges; health and human services including child protective services, income maintenance programs, senior programs and veterans services; and administrative services such as technology, finance and budgeting, legal, human resources, and facility and fleet maintenance.

**Strategic Planning:**

On April 15, 2008, the Board approved a County strategic plan, the "La Plata County Compass: From Vision to Action." Over the last several years, we have focused on developing departmental strategic business plans to support the Compass, an initiative we have called MAP, which stands for "Managing for Accountability and Performance". The plans for the departments that report to the County Manager (Planning, Human Resources, Building/OEM, Public Works, General Services, Information Technology, Finance, Human Resources and Administration) are complete. We also completed plans for the elected County Assessor, County Clerk, County Coroner and County Treasurer/Public Trustee and for the County Attorney. The MAP process focuses on two things: improved customer service and identifying metrics to gauge service demands, outputs, efficiencies and results. We believe the MAP process will give us data that we can use to make more accurate and specific budget decisions, and help us to determine, with greater specificity, where we can potentially save money based on declining demands or adopt strategies that will offer greater efficiency.

The Compass and MAP have also helped us to focus on core strategies identified in the Compass. For example, economic vitality has been identified as a core strategy of the Compass. The County will, from time to time, become involved in issues and projects that have the potential to improve the economic vitality of our community

by stimulating the local economy, providing local jobs and enhancing business growth and attraction. A good example is the Multi-Event Center project, which is in the early planning stages. The potential upside of such a project is that it will not only improve the quality of life for local residents, but will also provide construction jobs and eventually a new source of revenue for the County and the community.

Another core strategy of the Compass focuses on transportation, with a key objective being to protect and maintain existing road and bridge infrastructure. Our Public Works Department uses their MAP plan to analyze and recommend road improvement projects for budget consideration. They also use their MAP metrics to identify potential areas in need of increased road maintenance efforts.

## **Revenues:**

We remain concerned with how local, state and national economic concerns continue to impact revenues in the short and long term, so we continue to budget revenues very conservatively. The County Assessor has provided our 2012 property tax valuation numbers and we feel fortunate that our property tax collections for 2012 will be slightly more than in 2011, increasing by about 2% to just over \$20 million. Although residential and commercial valuation decreased by approximately 20%, natural gas valuation somewhat recovered from the lows of prior years and offset the losses in commercial/residential.

Another large element of the County's revenue base is the County's 2% sales tax. Year-to-date, sales taxes are up about 3.7% from 2010 levels, which exceeds the flat level collections we had budgeted. We have budgeted 2012 collections with a 2% increase over 2011, meaning net sales tax (total County 2% sales tax less amounts shared with the City of Durango, Town of Bayfield and Town of Ignacio) collections in 2012 are projected to be approximately \$12.5 million.

In the category of grants and other intergovernmental revenues, the budget crises facing the State of Colorado continues to impact County grant revenues. Gaming and energy impact grants have been a significant source of funding for capital improvement projects in La Plata County over the last 15+ years. In mid-2010, the State reinstated the energy impact assistance and gaming grants program, only to re-suspend the energy impact grant program again as the latest set of budget numbers came in. We felt fortunate to receive funding through the gaming grant program for our DA (\$63,074) and Public Safety (\$251,000) programs in 2012, although we are disappointed that our road project was not funded.

On a more positive note, the amount of severance tax direct distribution was considerably more than what we received in 2010, increasing to \$1,066,623 from the prior year amount of \$637,728, which is also reflective of how fluctuations in natural gas prices impact the whole state's economy. Most other revenue streams remain consistent with 2011 levels. Overall, the 2012 proposed budget projects revenues at slightly more than \$64 million, a \$1 million increase over 2011, but far better than the 10% drop in revenues we saw from 2010 to 2011.

## **Expenditures, Programs and Projects**

### **Staffing:**

Because staffing comprises the largest area of expenditures within the County's budget, over the last several years we have recommended a number of measures designed to reduce the County's staffing budget:

- **Staffing Levels:** In early 2011, following an independent workload analysis, we instituted a "reduction in force" plan that eliminated 8 positions in the Planning, Building and Geographic Services department. We also converted 3 full-time positions in those departments to three-quarter time. As part of the 2011 budget process, we eliminated 5 positions, and in 2010 we eliminated 6 positions. The cumulative salary and benefit savings for these staffing reductions is more than \$1.3 million.
- **Human Services Department:** In 2011, we conducted an independent workload review of the Department of Human Services, which continues to see increasing caseload in the income maintenance

programs as a result of the current economic situation. Per the recommendation, we have added a new manager position in the income maintenance division that will greatly assist with the increasing caseload and increasing complicated compliance and program requirements.

- **District Attorney:** The District Attorney's office staffing plan has been modified in order to retain the specialized domestic violence prosecutor in the District Attorney's office that had been primarily funded by a two-year ARRA grant. The District Attorney eliminated 2 vacant part-time administrative positions in order to keep the DV prosecutor.
- **Vacancies:** Currently all vacancies are being reviewed prior to being filled. This practice will continue in 2012. By evaluating each vacancy we will be able to ensure the continued need for each position. There are several positions throughout the County that are currently vacant and will not be filled until workload factors justify filling those positions.
- **Merit Plan Freeze/Compensation Adjustments:** Although unemployment rates remain high, the market-based indexes that we use to benchmark our total compensation costs have shown increases. We have therefore developed the 2012 budget with a 2% across-the-board increase for all employees who have successfully completed their most recent performance review. The amount of the 2% increase was approximately \$400,000.
- **Medical, Dental & Vision Rates:** After two consecutive years of rate and utilization increases in our medical plan, we are finally seeing some stabilization of medical costs. Our medical fund administrator, Anthem Blue Cross, has suggested no increases to our 2012 medical rates. Our dental and vision rates for the coming year will also remain approximately the same.

Overall, the County's total compensation plus benefits cost is about \$29.4 million, which is down about 1% from 2011 levels.

### **Operational Budgets:**

As a reflection of the organizational acknowledgement of the fiscal challenges we face, our elected officials and department heads submitted operating budgets that reflect a \$387,000 or 1.7% reduction over 2011 approved budget levels. The final operational budgets are about \$22 million, a 2% decrease compared to 2011.

### **Technology:**

A project to update the County's website was completed in early 2010, and has provided us greater capability to provide online information and services. As part of the development of the 2012 budget, we reviewed all technology initiatives as part of a separate budget module and with an eye toward the County's long-term technology objectives. We have advanced approximately \$566,000 in new technology projects, with the largest single project being a document management system that is already underway. Other projects expand network capacity and provide more system storage and security and update the aerial photography maps that support the Geographic Information Systems (GIS) database. We have budgeted \$62,000 for workstation and printer replacements and \$66,000 for replacement mobile technology for our patrol vehicles.

### **Infrastructure:**

The Public Works capital improvement budget remains scaled back from prior years as a direct result of the suspension of the energy impact and gaming grant programs that supported many of our previous infrastructure improvement, and the precipitous drop in property taxes we've experienced over the last several years. For 2012, plans are to complete several already approved, grant-supported projects, including a bridge replacement on County Road 207 (Lightner Creek) and construction of a carpool park at the intersection of County Road 225A and State Highway 160. The reconstruction and realignment of the Oxford Intersection will be the largest single

project and we will start in 2012 with completion in 2013. The Oxford project is estimated to cost \$2.4 million and will be fully funded by Federal Hazard Elimination funds, administered by Colorado Department of Transportation and an energy impact grant.

The Public Works Department has proposed two projects on County Roads 250 and 517 to assess the viability locally of "full depth reclamation" (FDR) as an alternative to our conventional road reconstruction practices. In the typical FDR project, the existing road surface is milled, mixed to a depth of 16" to 20" and compacted with a stabilizing agent, typically 5% concrete by weight, at which time it can receive a chip & seal surface treatment or an asphalt overlay. The Public Works Department believes FDR may be an ideal solution for roads where the existing profile and right-of-way limitation makes a complete reconstruction cost-prohibitive. We look forward to the completion of these projects, and based on conversations with other counties using the FDR process, believe that the cost should be about 30% of the conventional road reconstruction process.

Overall, the Road and Bridge budget increased by nearly \$780,000, or about 6% more than 2011.

#### **Capital Equipment Replacement Fund (CERF):**

At Board direction, staff implemented the centralized fleet management program effective January 1, 2005. Now in the seventh year of operation, we believe this program has allowed us to better manage vehicle allocations, usage, maintenance and replacement. We have proposed purchasing nearly \$1.4 million in new vehicles and heavy equipment in 2012, which returns us to our optimal equipment replacement schedule after scaling back in 2011. We will continue to review the rental and maintenance charges for the various departments using vehicles to ensure we capture all the costs so the CERF remains viable.

#### **Public Service Agency and Community Funding:**

We are in the fourth year of our Results Initiative (RI) process for allocating funding to public service agencies, which takes into consideration consistency with the Strategic Plan and statutory mandates of the County, cooperation between organizations to reduce duplication, efficiency, and the ability to provide measurable and auditable results. We believe that by funding these types of agencies and programs, we can improve the quality of life in the community and/or decrease the need for the County to directly provide some of these services. The Public Service Agency budget includes funding for programs like library services, the county fair, housing programs and economic development services. Other examples of programs funded through the RI process include San Juan Basin Health, the Mental Health/Acute Treatment Center, and Animal Protection/Sheltering. In 2012, we felt it was important to prioritize programs that serve the individuals who have been most impacted by these tough financial times, like the food bank, the soup kitchen and the community shelter. In the 2012 budget we have recommended funding for these types of agencies in the amount of \$2.8 million, approximately the same as awarded in 2011.

#### **Debt:**

The County, through a leasing agreement through the La Plata County Finance Authority, bears responsibility for the annual debt service on the Certificates of Participation (COPs) issued in 2004 for the Old Main Professional Building. Given the current low interest rates being earned on County deposits and after consultation with the County's financial advisor, we recommend that the Board consider the advance refunding of the balance of the 2004 COPs next year. Our financial advisor estimates that an early refunding will save the County more than \$20,000 over the remaining two years of the life of the issue. Accordingly, we have recommended a transfer from the General Fund into the Finance Authority Debt Service Fund in the amount of \$971,765, which exceeds the \$471,575 that would otherwise be required in 2012. The balance of funds required are already available in the Finance Authority Debt Service fund. The advance refunding would require specific actions and approvals by the Board of County Commissioners, so the Board will not be required to make a final commitment to the advance refunding until mid-2012, at which time they can review the County's cash position and current interest rates and determine if the advance refunding is ultimately in the best interest of the County.

### **Joint Sales Tax Fund:**

Pursuant to a 1990 intergovernmental agreement with the City of Durango, a portion of the County's 2% sales tax is set aside for "such projects as may, by annual agreement between the City of Durango and La Plata County, be designated as joint funded projects eligible for funding." Programs to be funded with joint sales taxes in 2012 are the library and senior programs and the ongoing landfill postclosure monitoring and maintenance.

### **Capital:**

We have recommended \$1.5 million in non-infrastructure capital projects in 2012. These projects are focused around ongoing renovations at County facilities, including the courthouse, fairgrounds and Road and Bridge shops and for the development of a multi-agency firearms range. Another significant initiative is our work with the United States District Court, United States Probation Department, United States Attorney's Office and the General Services Administration to renovate and remodel a portion of the County Courthouse into a facility that would be leased by the GSA to provide facilities for federal court functions. We believe such a move will, in the long term, provide enhanced access to the federal judiciary for citizens of Southwest Colorado. The project will require the County to renovate the space initially and recover the cost of most of those improvements over a 10-year lease with the federal government. Accordingly, we have set aside \$2,000,000 in the 2012 Capital Improvement Fund budget for the estimated remodel costs.

The decision to enter a leasing arrangement for the federal courts will ultimately be decided upon by the Board in early 2012 and will be contingent on being able to identify alternate office space for the offices which will need to be relocated. The County has identified the building located at 1101 East Second Avenue (the Vectra Bank Building) as a prime location for County facilities, and on December 13, 2011, will likely enter into a purchase agreement for the property. The proposed purchase price is \$2.7 million. Funds for the purchase and remodel of the Vectra building have been included in the 2012 capital improvement fund budget.

Even with the acquisition of the Vectra property, providing adequate and efficient workspace for County functions remains a challenge. During 2011, we investigated other buildings as possible solutions to the County's workspace shortage, but none proved to be a turn-key solution. While the Vectra property provides some short-term relief to crowding at the Courthouse and an opportunity to accommodate the federal courts, it does not solve the long-term issues. Accordingly, in 2012 we have budgeted for development of a master plan for facilities. The master plan will provide an opportunity to evaluate the long-term needs for workspace and facilities for County offices and for District Court functions. A master plan will also help us identify how existing County properties can be best utilized to serve those needs. For example, we recently completed the purchase of several properties located across the street from the County courthouse. In the short-term, we plan to demolish the existing structures and use the properties as a parking lot, but in the long-term those properties may be the logical place for additional County or Court offices.

### **Basis of Budgeting and Accounting**

La Plata County uses the *modified accrual basis* of accounting for all governmental (General, Special Revenue, Debt Service, and Capital Projects) and agency funds. Revenues are recognized when they become measurable and available as net current assets. Measurable means that the amount of the transaction can be determined and Available means collectible within the current period or soon enough thereafter to be used to pay liabilities of the current period. Non-current receivables are not recognized until they become current receivables.

Those revenues subject to accrual are property taxes, interest revenue, special assessments, and charges for services. Sales taxes collected and held by the State of Colorado at year-end on behalf of the County also are recognized as revenue. Fees, permits, fines, entitlements, and share revenues are not susceptible to accrual because generally they are not measurable until received. Grant revenues are recognized as they are earned.

For budgetary purposes, expenditures are generally recorded when the related fund liability is incurred, except 1) Principal and interest on general long-term debt is recognized when due; and 2) accumulated unpaid vacation not expected to be paid within the next year is not recognized until it is paid out. Expenditures for services that extend over more than one accounting period are accounted for as expenditures of the period of acquisition.

La Plata County utilizes *accrual basis* of accounting for proprietary funds such as the Capital Equipment Replacement and the Employee Health Insurance Funds: revenues are recorded when earned and expenses are recorded when the liabilities are incurred.

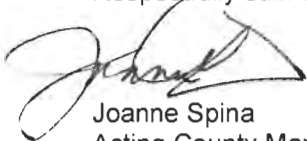
### Summary

In summary, the 2012 budget has nearly \$74 million in proposed expenditures (2011=\$67 million), supported by \$64.3 million (2011=\$63 million) in revenues. The balance of funds will be drawn from County reserves, estimated to be at more than \$72 million on 12/31/2011. Of the planned \$9.6 million drawdown of fund balance, \$5.5 million is for the Vectra purchase and federal courts initiative and \$900,000 is for the early payoff of the 2004 COPs. Other capital and road improvement projects total nearly \$7 million. At the end of budget year 2012, we expect our reserves to remain in excess of \$63 million, leaving us well-situated to deal with what we expect to be several more difficult budget years.

We will continue to monitor economic trends closely and are prepared to develop and offer strategies for Board consideration that will allow us to quickly respond to any unexpected changes in our revenue or expenditure picture. In early 2009, we implemented a process to scrutinize all position vacancies, capital projects and larger technology and service agreements, as well as discretionary travel and training, prior to expenditures being spent or committed. We plan to continue that enhanced focus in 2012. Additionally, on a day-to-day basis our employees, supervisors and managers are committed to looking for opportunities to streamline processes, save money and provide better services to the citizens of La Plata County.

We would like to express our gratitude to the staff of the Finance and Human Resources departments for their invaluable assistance in preparing this document, and also to the elected officials and department heads of the County for their fiscal restraint in developing their budget requests.

Respectfully submitted,



Joanne Spina  
Acting County Manager



Karla Distel  
Director of Finance

## All County Funds

La Plata County's budget consists of 9 funds. There are governmental funds, debt service funds, capital improvement funds, and internal service funds.

	2012 Estimated Beginning Fund Balances	Revenues	Expenditures	2012 Estimated Ending Fund Balances
<b>General Fund</b>	\$ 46,425,891	40,355,162	40,764,964	\$ 46,016,090
<b>Special Revenue Funds:</b>				
Durango Hills Road Improvement	\$ 123,123	81,753	67,000	\$ 137,876
Human Services Fund	\$ 2,410,942	7,273,988	8,078,494	\$ 1,606,436
Joint Sales Tax Fund	\$ 241,169	1,850,056	2,052,197	\$ 39,027
Road & Bridge Fund	\$ 9,079,323	10,905,413	14,483,585	\$ 5,501,151
<b>Debt Service Funds</b>				
Finance Authority Debt Fund	\$ 450,985	921,765	1,372,750	\$ 0
<b>Capital Improvement Funds</b>				
Capital Improvement Fund	\$ 6,441,727	2,130,000	6,912,997	\$ 1,658,730
<b>Internal Service Funds</b>				
Capital Equip. Replacement Fund	\$ 5,511,235	2,982,989	2,477,877	\$ 6,016,347
Employee Medical Insurance Fund	\$ 1,911,731	3,466,500	3,400,000	\$ 1,978,231
<b>Discretely Presented Component Units</b>				
District Attorney Fund	\$ 137,802	2,089,534	2,089,534	\$ 137,802
<b>Sub-Total</b>	<b>\$ 72,733,928</b>	<b>72,057,160</b>	<b>81,699,398</b>	<b>\$ 63,091,690</b>
<b>Transfers In/Transfers Out</b>		<b>7,743,962</b>	<b>7,743,962</b>	
<b>Net Revenues &amp; Expenditures</b>		<b>64,313,198</b>	<b>73,955,436</b>	

**GENERAL FUND REVENUES**

Account #	Account Description	2009 Actual	2010 Budget	2010 Actual	2011 Budget	2011 Estimate	2012 Request	2012 Proposed
<b>Revenues</b>								
10.31101	Property Tax Current	22,282,618	25,134,583	26,117,034	17,100,065	17,402,000	17,443,759	17,443,759
10.31102	Prior Taxes	238,286	15,000	(18,597)	10,000	(5,000)	10,000	10,000
10.31200	Specific Ownership Tax	1,699,275	1,600,000	1,523,186	1,440,000	1,200,000	1,200,000	1,200,000
10.31300	Sales taxes*	16,473,967	15,724,800	18,171,619	16,000,000	16,480,000	16,480,000	16,809,600
10.31301	Sales taxes allocated to cities	(4,209,100)	(4,017,686)	(4,642,845)	(4,088,000)	(4,210,640)	(4,210,640)	(4,294,853)
10.31302	Sales Tax allocated to Joint Sales Tax Fund				(1,760,000)	(1,812,800)	(1,812,800)	(1,849,056)
10.31410	Lodger's Tax	168,180	160,000	180,453	180,000	155,000	155,000	155,000
10.31900	Property Tax Penalties & Interest	47,629	25,000	45,003	25,000	28,700	25,000	25,000
10.32101	Cable Franchise Revenue	97,888	80,000	103,442	80,000	80,000	80,000	80,000
	<b>Tax Collections (GG)</b>	<b>36,798,743</b>	<b>38,721,696</b>	<b>41,479,295</b>	<b>28,987,065</b>	<b>29,317,260</b>	<b>29,370,319</b>	<b>29,579,450</b>
	% Increase from prior year actual	-2.37%	5.23%	12.72%	-30.12%	-29.32%	0.18%	0.89%
	<b>Federal Revenue:</b>							
10.33140	Sr Services-Area Agency on Aging (AS)	240,147	327,116	212,091	288,253	283,694	140,783	140,783
10.33141	Sr Services--NSIP (USDA) (AS)	9,831	-	11,114	12,000	28,609	28,609	28,609
10.33300	Fed. Payment in Lieu of Taxes(GG)	899,716	850,000	552,252	591,030	576,994	575,000	575,000
10.33303	Forest Service Joint Project Reimburse			18,090	76,050	72,501	76,050	76,050
10.33315	Climate Showcase Grant				132,626	132,626	-	367,375
10.33468	CDPHE Air Quality Monitoring	7,202		11,077	8,000	10,000	10,000	10,000
10.33479	HIDTA Grant(PS)	244,852	258,345	229,648	252,734	252,734	363,677	363,677
10.33596	Bulletproof Vest Grant(PS)	15,326	4,000	6,340	6,000	5,920	6,000	6,000
10.33199	Misc Federal Grants			6,440		5,180	5,000	5,000
	<b>State Revenue:</b>							
10.33441	Planning Dept. Grants (EIG)(AS)	43,544	9,379	2,115	-			
10.33444	Community Development Blk Grant(CP)	932,823	906,372	727,104	900,000	271,351	500,000	500,000
10.33464	Sr. Services - CSBG Funds(AS)	5,000	5,000	5,000	5,000	5,000	5,000	5,000
10.33466	Veteran's Service(AS)	1,200	1,200	1,200	1,200	2,400	1,200	1,200
10.33471	Search & Rescue Tier I(PS)	6,511	2,000	10,570	5,000	5,000	5,000	5,000
10.33476	Office of Emergency Management(PS)	51,910	48,000	54,000	50,000	54,000	54,000	54,000
10.33481	State Criminal Alien Assist	13,596	-	16,491	10,000	15,000	15,000	15,000
10.33499	Misc. State Grants				62,217	15,000	48,000	48,000
10.33501	Mineral Severance Tax(GG)	1,912,340	400,000	637,728	640,000	1,066,623	750,000	750,000
10.33440	Energy Impact Grant (CP)	130,750	752,500	255,103	420,250	107,500	415,000	415,000
10.33502	Limited Gaming Impact(GG)	374,146	-	184,506	363,011	363,011	350,000	251,000
10.33503	Mineral Leasing	441,235	100,000	440,666	440,000	510,023	500,000	500,000
10.33504	State Lottery funds*(GG)	271,199	270,000	256,237	270,000	270,000	270,000	270,000
10.33560	Tobacco Taxes(GG)	34,180	30,000	33,330	30,000	30,000	30,000	30,000
10.33601	DOW Impact Assistance Funds(GG)	3,576	2,500	3,073	2,500	3,461	2,500	2,500
10.33602	Allocation of DOW Impact Assistance	(2,740)	(2,500)	(2,062)	(2,500)	(2,354)	(2,500)	(2,500)
10.33712	Sr Services Division of Insurance(AS)	89,681	-	118,997		15,000	106,545	106,545
10.33794	ColTrust Healthy Aging Initiative	61,354	63,857	22,122	30,500	40,477	-	-
10.33597	Courthouse Security Grant		6,500	950	25,360	25,360	25,000	-
10.36700	State Land Board Property		90,000	89,900	-	24,900		

**GENERAL FUND REVENUES**

Account #	Account Description	2009 Actual	2010 Budget	2010 Actual	2011 Budget	2011 Estimate	2012 Request	2012 Proposed
	<b>Local Government Revenue:</b>							
10.33701	Wildlife Services Reimbursement(GG)	2,112	2,000	2,060	2,000	2,292	2,000	2,000
10.33799	Miscellaneous Grants (GG)	6,301		16,118		9,983		
10.33910	Tribal Payment in Lieu of Tax(GG)	689,968	832,017	987,706	50,000	327,517	50,000	50,000
10.33911	Other Payment in Lieu of Tax	27,412						
	<b>Intergovernmental Revenue</b>	<b>6,513,173</b>	<b>4,958,286</b>	<b>4,909,965</b>	<b>4,671,231</b>	<b>4,529,801</b>	<b>4,331,864</b>	<b>4,575,239</b>
	% Increase from prior year actual	81.28%	-23.87%	-24.61%	-4.86%	-7.74%	-4.37%	1.00%
10.32110	Liquor Licenses	7,846	10,500	6,480	5,410	7,500	7,500	7,500
10.32210	Building Permits	426,213	575,000	383,087	435,000	277,000	250,000	250,000
	Medical Marijuana Licenses							24,000
	<b>Licenses &amp; Permits (GG)</b>	<b>434,059</b>	<b>585,500</b>	<b>389,567</b>	<b>440,410</b>	<b>284,500</b>	<b>257,500</b>	<b>281,500</b>
	% Increase from prior year actual	-34.63%	34.89%	-10.25%	13.05%	-26.97%	-9.49%	-1.05%
10.35102	Traffic Fines(fines & forfeit)	350		2,535		2,464		
10.34540	Animal Control/Shelter Fees(fines)	3,535	3,000	1,649	3,000	1,000	1,500	1,500
	<b>Fines and Forfeitures (PS)</b>	<b>3,885</b>	<b>3,000</b>	<b>4,184</b>	<b>3,000</b>	<b>3,464</b>	<b>1,500</b>	<b>1,500</b>
	% Increase from prior year actual	-16.07%	-22.78%	7.69%	-28.29%	-17.20%	-56.70%	-56.70%
10.34102	GIS Services Reimbursement (GG)	5,171	1,000	5,008	4,000	3,349	3,500	3,500
10.34103	Election Charges (GG)	26,747	60,000	52,715	25,000	25,000	60,000	60,000
10.34104	Assessor's Fees(GG)	126	1,000	535	1,000	1,000	1,000	1,000
10.34105	Assessor Declaration Penalty Fees(GG)	8,498	3,000	10,003	3,000	12,000	3,000	3,000
10.34106	Public Trustee's Fees (GG)	120,503	110,000	109,435	100,000	100,000	100,000	100,000
10.34107	Treasurer's Tax Collection Fees (GG)	668,574	650,000	758,624	600,000	650,926	650,000	650,000
10.34108	Treasurer's Fees - Other (GG)	91,654	70,250	70,684	50,000	50,000	50,000	50,000
10.34109	Treasurer Advertising (GG)	17,310	10,500	12,904	10,000	10,000	10,000	10,000
10.34111	Treasurer Postage Collection (GG)	475		139	100	100	100	100
10.34121	Clerk's Fees(GG)	1,077,366	1,000,000	1,047,581	700,000	900,000	900,000	900,000
10.34122	Clerk's HB 1119 Fees (GG)	18,800	17,000	15,683	14,000	14,000	14,000	14,000
10.34131	Planning Fees(AS)	34,975	30,000	32,117	30,000	33,000	32,000	32,000
10.34132	Oil & Gas Fees (AS)	87,750	135,000	68,100	60,000	46,000	50,000	50,000
10.34134	Surveyor Fees (AS)	12,165	14,000	8,212	6,000	6,000	6,000	6,000
10.34135	Senior Meal Collections - Durango (AS)	75,100	69,000	70,746	69,000	80,000	80,000	80,000
10.34138	Senior Center Activities (AS)	7,131	5,000	10,585	7,133	10,000	10,000	10,000
10.34139	Senior Center Rentals (AS)	1,768	2,000	1,600	1,550	3,000	3,000	3,000
10.34141	Maps and Code Book Sales (PS)	404		331		125		
10.34157	Indirect Cost Allocation DOSS (GG)	189,536	131,400	94,699	-	100,000	100,000	100,000
10.34158	Social Services Reimbursements			43,081		39,203		
10.34162	Senior Meal Collections - Bayfield(AS)	15,091	12,594	19,257	15,000	18,000	18,000	18,000
10.34165	Sr Services - Transportation (AS)	19,707	18,800	13,356	18,800	14,500	14,500	14,500
10.34166	Sr Services - United Way (AS)	7,335	21,000	13,157	17,543	15,845	15,845	15,845

**GENERAL FUND REVENUES**

Account #	Account Description	2009 Actual	2010 Budget	2010 Actual	2011 Budget	2011 Estimate	2012 Request	2012 Proposed
10.34167	Sr Svcs--Home Chore (AS)	5,440	4,401	9,522	4,401	4,500	4,500	4,500
10.34212	Reimbursement Security Svcs (PS)	17,505	10,000	31,605	10,000	10,000	10,000	10,000
10.34213	Sheriff's Fees (SO fees) (PS)	71,268	50,000	77,326	50,000	72,000	72,000	72,000
10.34214	Sheriff's Misc. Fees (SO...) (PS)	19,378	15,000	25,444	15,000	20,000	20,000	20,000
10.34215	Sheriff's Collection Fees (SO fees)(PS)	8,760	1,000	8,160	1,200	1,200	1,200	1,200
10.34216	Law Enforcement Assist. Fund (SO fees)(PS)	5,848	-	5,999	-	3,946		
10.34228	Booking Fees (Oth. Jail) (PS)	42,751	35,000	32,316	50,000	38,401	40,000	40,000
10.34229	Useful Public Service Reimburse (PS)	40,200	45,000	49,430	45,000	50,000	50,000	50,000
10.34231	Jail Room & Board (PS)	371,054	300,000	378,616	500,000	437,803	500,000	500,000
10.34233	Jail Bond Fees (Oth. Jail) (PS)	8,815	8,000	9,024	9,000	10,018	10,000	10,000
10.34234	Drug Offenders Fee (Oth. Jail) (PS)	7,047	10,000	7,282	9,000	7,000	7,000	7,000
10.34235	ATI - Work Release (PS)	16,675	19,000	18,865	12,000	14,209	14,000	14,000
10.34237	Prisoner Transport (PS)	12,005	12,000	11,525	9,000	17,000	12,000	12,000
10.34238	Inmate Medical Co-Payments(PS)	14,450	15,000	9,490	12,000	15,572	15,000	15,000
10.34239	Inmate Phone Reimbursement(PS)	52,250	50,000	48,150	50,000	51,323	50,000	50,000
10.34250	ATI - Pre-trial Services (PS)	48,019	50,000	49,269	49,500	20,000	25,000	25,000
10.34251	ATI - Day Reporting (PS)	15,986	17,500	16,219	129,600	81,310	85,000	85,000
10.34252	ATI Offender EHM Fees (PS)	54,114	54,000	70,316	19,000	52,653	55,000	55,000
10.34434	Hazardous Waste Program Fees (PW)	32,551	46,000	26,911	46,000	-	37,500	37,500
	<b>Charges for Services</b>	<b>3,330,301</b>	<b>3,103,445</b>	<b>3,344,023</b>	<b>2,752,827</b>	<b>3,038,983</b>	<b>3,129,145</b>	<b>3,129,145</b>
	% Increase from prior year actual	-5.12%	-6.81%	0.41%	-17.68%	-9.12%	2.97%	2.97%
10.36110	Investment Earnings	500,171	500,000	430,730	400,000	425,000	425,000	425,000
	<b>Investment Earnings (GG)</b>	<b>500,171</b>	<b>500,000</b>	<b>430,730</b>	<b>400,000</b>	<b>425,000</b>	<b>425,000</b>	<b>425,000</b>
	% Increase from prior year actual	-71.59%	-0.03%	-13.88%	-7.13%	-1.33%	0.00%	0.00%
10.34136	Senior Services - Misc Grants (AS)	5,063	-	9,179	7,500	8,689	1,000	1,000
10.34150	Reimbursed Outlay (GG)	1,025	500	250	500	857	500	500
10.34152	Photocopies (GG)	2,231	1,000	1,091	1,000	1,000	1,000	1,000
10.34154	Telephone (GG)	2,248		2,348		1,546		
10.34155	Postage (GG)	537						
10.34197	Miscellaneous Receipts(Oth Misc)(GG)	66,785	1,000	64,558	1,000	97,000	1,000	1,000
10.34201	Vending Machines					8,744	5,000	5,000
10.34241	Vehicle Inspections (GG)	34,465	32,000	33,850	35,000	32,000	32,000	32,000
10.34754	FG-Stall/Grounds Rent (AS)	5,791	4,000	4,773	4,000	4,500	4,500	4,500
10.34755	FG-Exhibit Hall Rent (AS)	36,580	35,000	32,382	35,000	35,000	35,000	35,000
10.34756	FG-Extension Building Rent (AS)	14,048	15,000	11,650	15,000	10,000	10,000	10,000
10.34757	FG-Arena Rent (AS)	7,785	6,000	4,950	6,000	4,000	4,000	4,000
10.34758	FG-Pavilion Rent (AS)	785	2,000	5,813	2,000	2,000	2,000	2,000
10.34760	FG-Other Rent (AS)	19,180	5,000	12,335	5,000	10,000	8,000	8,000
10.34810	Jail commissary receipts* (PS)	19,911	25,000	31,385	30,000	43,767	35,000	35,000

**GENERAL FUND REVENUES**

<b>Account #</b>	<b>Account Description</b>	<b>2009 Actual</b>	<b>2010 Budget</b>	<b>2010 Actual</b>	<b>2011 Budget</b>	<b>2011 Estimate</b>	<b>2012 Request</b>	<b>2012 Proposed</b>
10.35210	Law Enforcement Forfeitures (PS)	64,082	25,000	9,846	5,000	1,500	5,000	5,000
10.36310	Courthouse Rent (GG)	28,131	28,131	28,131	28,131	28,131	28,131	28,131
10.36315	OMPO Rent (Bldg. Rent) (GG)			6,000		960		
10.36316	OMPO Rent Allocation Revenue (Bldg. Rent) (GG)	88,000	88,000	88,000	88,000	88,000	88,000	88,000
10.36317	OMPO Utility Allocation Revenue (Bldg. Rent) (GG)	35,002	25,000	27,768	25,000	35,000	35,000	35,000
10.36506	Developer Cost Reimbursements	41,639						
10.36610	Insurance Refunds(GG)	42,793	1,000	22,482	1,000	28,461	1,000	1,000
10.36620	CCOERA Refunds (GG)	43,821	15,000	37,531	15,000	15,000	15,000	15,000
	Revenue Adjustment			(30,924)				
	<b>Miscellaneous Revenues</b>	<b>559,901</b>	<b>308,631</b>	<b>403,398</b>	<b>304,131</b>	<b>456,155</b>	<b>311,131</b>	<b>311,131</b>
	% Increase from prior year actual	-5.81%	-44.88%	-27.95%	-24.61%	13.08%	-31.79%	-31.79%
10.39115	Transfers in from Sales Tax (GG)							
10.39116	Transfer in from Joint Sales Tax (GG)	2,239,546	2,205,813	2,067,281	2,063,883	1,998,270	2,028,835	2,052,197
10.39199	Residual Equity Transfer In - Emergency Reserve (GG)				2,000,000	2,000,000	-	-
10.39199	Residual Equity Transfer In - Landfill Closure (GG)				201,922	201,922	-	-
	<b>Transfers in from Other Funds</b>	<b>2,239,546</b>	<b>2,205,813</b>	<b>2,067,281</b>	<b>4,265,805</b>	<b>4,200,192</b>	<b>2,028,835</b>	<b>2,052,197</b>
	<b>Total Revenues</b>	<b>50,379,781</b>	<b>50,386,371</b>	<b>53,028,443</b>	<b>41,824,469</b>	<b>42,255,356</b>	<b>39,855,294</b>	<b>40,355,162</b>
	% Increase from prior year actual	1.12%	0.01%	5.26%	-21.13%	-20.32%	-5.68%	-4.50%

**GENERAL FUND**

Account #	Account Description	2009 Actual	2010 Budget	2010 Actual	2011 Budget	2011 Estimate	2012 Request	2012 Proposed
<b>10 GENERAL FUND</b>								
<b>Expenditures</b>								
BOARD OF COUNTY COMMISSIONERS (General Govt)								
1000.1110	Regular Salaries	297,196	299,140	300,268	299,889	299,889	299,889	301,553
1000.1130	Overtime - Regular	1,988	2,650	2,233	2,650	2,000	2,000	2,000
1000.1150	Other Compensation Items	-	2,991	824	1,499	-	1,499	1,508
1000.1210	Health Insurance	36,561	40,751	42,243	55,854	40,138	45,434	45,431
1000.1220	FICA Taxes	21,242	23,316	20,975	23,259	23,094	23,209	23,337
1000.1230	Retirement	14,860	14,957	15,013	14,994	15,679	15,702	15,803
1000.1129	Contract Employment	4,844	5,000	1,213	5,000	5,000	5,000	5,000
<b>Personnel Expenditures</b>		<b>376,691</b>	<b>388,805</b>	<b>382,769</b>	<b>403,145</b>	<b>385,800</b>	<b>392,733</b>	<b>394,632</b>
% increase from Prior Year Actual		32.96%	3.22%	1.61%	5.32%	0.79%	1.80%	2.29%
1000.1531	Telephone	5,048	6,000	4,598	6,000	3,510	4,925	4,925
1000.1571	Dues and Subscriptions	29,043	31,000	29,147	31,000	33,248	33,355	33,355
1000.1580	Meetings	24,438	34,000	21,005	27,000	20,000	25,000	25,000
1000.1581	Training	-	-	65	-	-	-	-
1000.1612	Operating Supplies	814	1,000	221	1,000	800	700	700
1000.1915	Special Events	1,911	5,000	1,544	4,300	2,400	2,430	2,430
Operating Expenditures		61,255	77,000	56,580	69,300	59,958	66,410	66,410
% increase from Prior Year Actual		-78.06%	25.70%	-7.63%	22.48%	5.97%	10.76%	10.76%
<b>Board Total</b>		<b>437,946</b>	<b>465,805</b>	<b>439,349</b>	<b>472,445</b>	<b>445,758</b>	<b>459,143</b>	<b>461,042</b>
% increase from Prior Year Actual		-22.15%	6.36%	0.32%	7.53%	1.46%	3.00%	3.43%

**GENERAL FUND**

Account #	Account Description	2009 Actual	2010 Budget	2010 Actual	2011 Budget	2011 Estimate	2012 Request	2012 Proposed
<b>COUNTY CLERK &amp; RECORDER (General Govt)</b>								
1100.1110	Regular Salaries	582,178	583,750	586,485	589,497	592,683	590,662	605,253
1100.1130	Overtime - Regular	1,359	4,000	2,492	3,000	2,562	3,000	3,000
1100.1150	Other Compensation Items	-	5,846	1,750	2,947	388	2,953	3,026
1100.1210	Health Insurance	79,479	87,108	89,681	111,328	99,938	104,249	108,340
1100.1220	FICA Taxes	43,115	45,410	43,340	45,552	45,566	45,641	46,763
1100.1230	Retirement	38,107	39,364	39,035	37,540	39,724	37,598	39,367
Personnel Expenditures		744,238	765,478	762,782	789,864	780,861	784,103	805,749
% increase from Prior Year Actual		4.78%	2.85%	2.49%	3.55%	2.37%	0.42%	3.19%
1100.1320	Other Professional Services	195	500	-	17,000	-	17,000	17,000
1100.1341	Software Maintenance	44,278	30,000	30,913	30,000	26,000	30,000	15,000
1100.1343	Contracted Repair/Maint.	2,474	3,500	891	13,000	800	13,000	12,200
1100.1345	Microfilm Services	94,200	107,000	114,362	107,000	80,000	107,000	75,000
1100.1420	Trash & Cleaning	4,560	5,400	(95)	5,400	6,900	6,900	6,900
1100.1441	Building Rent/Bayfield & Bodo	90,036	172,041	133,972	172,041	172,041	172,041	172,041
1100.1531	Telephone	7,305	6,800	7,762	6,800	6,800	7,525	7,525
1100.1560	Postage	1,742	2,000	13,092	18,000	18,000	18,000	18,000
1100.1571	Dues and Subscriptions	1,071	1,000	1,924	1,005	1,005	1,200	1,200
1100.1580	Meetings	(1,988)	2,000	225	2,000	1,200	1,500	-
1100.1581	Training	346	1,300	200	1,300	2,934	2,500	4,000
1100.1612	Operating Supplies	12,277	20,000	10,888	15,000	11,000	12,000	12,000
1100.1620	Utilities	7,709	17,000	10,306	17,000	15,000	17,000	15,000
1100.1626	CERF fuel charges	984	1,558	1,216	1,569	1,569	1,885	1,885
1100.1694	Computer Equip. & Software	-	-	-	75,000	47,000	75,000	35,000
1100.1695	Operating Equipment	-	3,000	2,723	-	-	-	1,400
1100.1696	Office Furniture	-	30,000	6,932	-	-	-	-
1100.1930	CERF maint & repair charges	605	882	882	1,585	1,585	112	112
1100.1931	CERF rental charges	1,932	1,144	1,140	1,040	1,040	6,928	6,928
1100.1932	CERF Administrative Fee	132	132	132	-	-	-	-
Operating Expenditures		267,857	405,257	337,465	484,740	392,874	489,591	401,191
% increase from Prior Year Actual		-28.03%	51.30%	25.99%	43.64%	16.42%	24.62%	2.12%
<b>Clerk &amp; Recorder Total</b>		<b>1,012,095</b>	<b>1,170,736</b>	<b>1,100,247</b>	<b>1,274,604</b>	<b>1,173,735</b>	<b>1,273,695</b>	<b>1,206,940</b>
% Increase from Prior Year Actual		-6.50%	15.67%	8.71%	15.85%	6.68%	8.52%	2.83%

**GENERAL FUND**

Account #	Account Description	2009 Actual	2010 Budget	2010 Actual	2011 Budget	2011 Estimate	2012 Request	2012 Proposed
<b>CLERK - ELECTIONS (General Govt)</b>								
1101.1110	Regular Salaries	59,580	83,554	83,639	81,910	58,053	77,875	79,435
1101.1120	Temporary Salaries	3,274	45,000	8,642	5,000	5,580	45,000	10,000
1101.1130	Overtime - Regular	554	14,000	3,683	2,000	2,000	8,000	8,000
1101.1150	Other Compensation Items	-	836	-	410	-	389	397
1101.1210	Health Insurance	9,363	15,873	16,469	20,422	9,250	13,226	13,231
1101.1220	FICA Taxes	4,707	10,969	7,072	6,833	5,021	10,042	7,484
1101.1230	Retirement	2,979	4,178	4,182	4,096	2,903	3,895	4,456
1101.1129	Contract Work	-	6,500	3,432	-	-	-	3,100
1101.1128	Election Judges Reimbursement	2,385	80,000	50,974	10,000	10,000	80,000	51,000
Personnel Expenditures		82,841	260,910	178,093	130,670	92,807	238,427	177,103
% increase from Prior Year Actual		-62.25%	214.95%	114.98%	-26.63%	-47.89%	156.91%	90.83%
1101.1341	Software Maintenance	23,136	20,000	9,700	20,000	10,000	25,000	13,000
1101.1343	Contracted Repair/Maint.	2,400	7,000	227	3,000	3,000	7,000	3,000
1101.1531	Telephone						25	25
1101.1540	Advertising	38	12,000	2,345	2,500	150	10,000	5,500
1101.1550	Printing, Forms, etc.					-	70,000	84,700
1101.1560	Postage, Box Rent, etc.	25,765	50,000	48,160	30,000	30,000	50,000	66,000
1101.1580	Meetings	348				15	500	-
1101.1581	Training	-	3,000	397	1,500	100	1,500	2,000
1101.1612	Operating Supplies	18,812	120,000	74,059	40,000	35,000	50,000	9,100
1101.1694	Computer Equip. & Software	15	25,000	12,680	1,000	-	5,000	2,000
Operating Expenditures		70,514	237,000	147,568	98,000	78,265	219,025	185,325
% increase from Prior Year Actual		-63.55%	236.10%	109.27%	-33.59%	-46.96%	179.85%	136.79%
<b>Clerk - Elections Total</b>		<b>153,355</b>	<b>497,910</b>	<b>325,660</b>	<b>228,670</b>	<b>171,072</b>	<b>457,452</b>	<b>362,428</b>
% Increase from Prior Year Actual		-62.86%	224.68%	112.36%	-29.78%	-47.47%	167.40%	111.86%
Total Recorder & Elections		1,165,450	1,668,646	1,425,908	1,503,275	1,344,807	1,731,146	1,569,368
% Increase from Prior Year Actual		-22.06%	43.18%	22.35%	5.43%	-5.69%	28.73%	16.70%

**GENERAL FUND**

Account #	Account Description	2009 Actual	2010 Budget	2010 Actual	2011 Budget	2011 Estimate	2012 Request	2012 Proposed
<b>PUBLIC TRUSTEE'S OFFICE (General Govt)</b>								
1201.1110	Regular Salaries	12,543	12,500	12,543	12,500	12,495	12,495	12,495
1201.1150	Other Compensation Items	-	125	-	63		62	62
1201.1210	Health Insurance	787	1,616	850	1,070	913	983	939
1201.1220	FICA Taxes	953	966	952	961	956	961	961
1201.1230	Retirement	1,004	1,000	1,004	1,000	1,000	1,000	1,000
	Personnel Expenditures	15,287	16,207	15,349	15,594	15,364	15,501	15,457
	% increase from Prior Year Actual	-1.77%	6.02%	0.41%	1.59%	0.09%	0.89%	0.61%
1201.1531	Telephone						50	50
1201.1560	Postage	2,627	5,000	2,515	4,200	2,500	3,000	3,000
1201.1571	Dues and Subscriptions	321	300	236	300	300	300	300
1201.1580	Meetings	812	1,000	1,097	1,550	500	1,472	1,472
1201.1612	Operating Supplies	1,465	2,000	755	4,500	2,000	3,000	3,000
	Operating Expenditures	5,224	8,300	4,603	10,550	5,300	7,822	7,822
	% increase from Prior Year Actual	-3.83%	58.88%	-11.89%	129.22%	15.15%	47.58%	47.58%
	<b>Public Trustee Total</b>	<b>20,511</b>	<b>24,507</b>	<b>19,952</b>	<b>26,144</b>	<b>20,664</b>	<b>23,323</b>	<b>23,279</b>
	% Increase from Prior Year Actual	-2.30%	19.48%	-2.73%	31.03%	3.57%	12.87%	12.65%

**GENERAL FUND**

Account #	Account Description	2009 Actual	2010 Budget	2010 Actual	2011 Budget	2011 Estimate	2012 Request	2012 Proposed
COUNTY TREASURER (General Govt)								
1200.1110	Regular Salaries	240,216	243,448	234,957	244,945	244,801	244,950	248,413
1200.1150	Other Compensation Items	2,173	2,434	2,602	1,225	1,238	1,225	1,242
1200.1210	Health Insurance	26,811	29,562	26,445	32,207	29,902	32,192	32,158
1200.1220	FICA Taxes	18,322	18,810	18,017	18,832	18,822	18,832	19,099
1200.1230	Retirement	17,109	17,390	16,984	17,489	17,936	17,946	18,190
	Personnel Expenditures	304,631	311,644	299,005	314,698	312,700	315,145	319,102
	% Increase from Prior Year Actual	6.15%	2.30%	-1.85%	5.25%	4.58%	0.78%	2.05%
1200.1320	Other Professional Services	26,945	32,000	31,200	72,430	31,000	39,000	39,000
1200.1341	Software Maintenance	69,900	76,000	80,621	23,432	44,000	21,552	21,552
1200.1343	Contracted Repair/Maint.	674	475	-	-			
1200.1349	Equipment Repair		500	-	500	300	475	475
1200.1531	Telephone						50	50
1200.1540	Advertising	31,209	30,000	31,263	30,000	31,000	28,500	28,500
1200.1550	Printing, Forms, etc.	6,275	10,000	8,656	10,000	10,000	9,500	9,500
1200.1560	Postage	14,425	17,000	15,381	18,000	15,000	17,100	17,100
1200.1571	Dues and Subscriptions	621	600	713	700	700	700	700
1200.1580	Meetings	1,638	2,000	1,201	2,550	1,000	1,500	1,500
1200.1612	Operating Supplies	834	3,000	1,486	3,000	2,000	2,850	2,850
1200.1694	Computer Equipment & Software				151,432	151,432	-	-
1200.1695	Operating Equipment	3,045	2,412	829	3,045	2,000	2,892	2,892
1200.1914	Compensation for Damages	611	-	487				
	Operating Expenditures	156,177	173,987	171,837	315,089	288,432	124,119	124,119
	% increase from Prior Year Actual	9.02%	11.40%	10.03%	83.37%	67.85%	-56.97%	-56.97%
	<b>Treasurer Total</b>	<b>460,808</b>	<b>485,631</b>	<b>470,841</b>	<b>629,787</b>	<b>601,132</b>	<b>439,264</b>	<b>443,221</b>
	% Increase from Prior Year Actual	7.10%	5.39%	2.18%	33.76%	27.67%	-26.93%	-26.27%
	Public Trustee/Treasurer Total	481,319	510,138	490,793	655,930	621,796	462,587	466,499
	% Increase from Prior Year Actual	6.67%	5.99%	1.97%	33.65%	26.69%	-25.60%	-24.98%

**GENERAL FUND**

Account #	Account Description	2009 Actual	2010 Budget	2010 Actual	2011 Budget	2011 Estimate	2012 Request	2012 Proposed
<b>COUNTY ASSESSOR (General Govt)</b>								
1300.1110	Regular Salaries	851,917	830,218	799,864	823,785	755,485	820,873	774,392
1300.1120	Temporary Salaries	-	9,600	5,171	6,500	-	-	-
1300.1130	Overtime - Regular	37	-	-	1,000	1,000	1,000	1,000
1300.1150	Other Compensation Items	1,550	8,302	2,229	4,119	-	4,104	3,872
1300.1210	Health Insurance	142,590	151,896	145,557	198,327	162,558	197,218	169,933
1300.1220	FICA Taxes	60,577	64,881	56,801	63,908	57,871	63,187	59,614
1300.1230	Retirement	54,044	53,728	51,205	51,448	48,377	51,612	50,611
Personnel Expenditures		1,110,714	1,118,625	1,060,826	1,149,087	1,025,291	1,137,994	1,059,422
% increase from Prior Year Actual		3.67%	0.71%	-4.49%	8.32%	-3.35%	10.99%	3.33%
1300.1320	Other Professional Services	19,125	19,000	16,427	12,800	4,000	2,000	2,000
1300.1341	Software Maintenance	52,980	65,650	47,410	60,000	60,000	63,000	63,000
1300.1343	Contracted Repair/Maint.	8,017	3,350	5,005	-	-	-	-
1300.1531	Telephone	1,136	2,300	1,223	1,500	500	805	805
1300.1560	Postage	12,947	10,000	1,851	14,500	13,000	10,000	10,000
1300.1571	Dues and Subscriptions	4,063	7,000	7,953	10,800	9,000	9,000	9,000
1300.1581	Training	12,001	15,000	12,454	12,500	12,500	11,500	11,500
1300.1612	Operating Supplies	16,453	16,000	9,367	16,000	17,000	12,000	12,000
1300.1626	CERF fuel charges	2,303	3,881	3,448	4,292	4,292	5,467	5,467
1300.1694	Computer Equipment & Software	580	-	-	-	-	-	-
1300.1913	Abatements	487	7,000	3,705	6,000	6,000	6,000	6,000
1300.1930	CERF maint & repair charges	1,209	2,765	2,765	1,599	1,599	2,908	2,908
1300.1931	CERF rental charges	10,742	10,049	10,704	8,245	8,245	5,224	5,224
1300.1932	CERF Administrative Fee	341	324	330	-	-	-	-
Operating Expenditures		142,385	162,319	122,642	148,236	136,136	127,904	127,904
% Increase from Prior Year Actual		-49.43%	14.00%	-13.87%	20.87%	11.00%	-6.05%	-6.05%
<b>County Assessor Total</b>		<b>1,253,099</b>	<b>1,280,944</b>	<b>1,183,468</b>	<b>1,297,324</b>	<b>1,161,427</b>	<b>1,265,898</b>	<b>1,187,325</b>
% Increase from Prior Year Actual		-7.38%	2.22%	-5.56%	9.62%	-1.86%	-2.42%	-8.48%

**GENERAL FUND**

<b>Account #</b>	<b>Account Description</b>	<b>2009 Actual</b>	<b>2010 Budget</b>	<b>2010 Actual</b>	<b>2011 Budget</b>	<b>2011 Estimate</b>	<b>2012 Request</b>	<b>2012 Proposed</b>
<b>COUNTY SURVEYOR (General Govt)</b>								
1400.1110	Regular Salaries	4,417	4,400	4,417	4,400	4,400	4,400	4,400
1400.1150	Other Compensation Items	-	44	-	22	-	22	22
1400.1210	Health Insurance	7,559	8,285	8,307	10,423	9,607	10,423	10,420
1400.1220	FICA Taxes	130	340	110	338	337	338	338
1400.1230	Retirement	221	220	221	220	220	220	220
	<b>Personnel Expenditures</b>	<b>12,327</b>	<b>13,289</b>	<b>13,055</b>	<b>15,403</b>	<b>14,564</b>	<b>15,403</b>	<b>15,400</b>
	% increase from Prior Year Actual Actual	6.16%	7.81%	5.90%	17.99%	11.56%	5.77%	5.75%
1400.1320	Other Professional Services	870	1,000	700	630	630	590	590
	<b>Operating Expenditures</b>	<b>870</b>	<b>1,000</b>	<b>700</b>	<b>630</b>	<b>630</b>	<b>590</b>	<b>590</b>
	% increase from Prior Year Actual Actual	-73.25%	14.94%	-19.54%	-10.00%	-10.00%	-6.35%	-6.35%
	<b>County Surveyor Total</b>	<b>13,197</b>	<b>14,289</b>	<b>13,755</b>	<b>16,033</b>	<b>15,194</b>	<b>15,993</b>	<b>15,990</b>
	% Increase from Prior Year Actual Actual	-11.21%	8.28%	4.23%	16.57%	10.46%	5.26%	5.24%

**GENERAL FUND**

Account #	Account Description	2009 Actual	2010 Budget	2010 Actual	2011 Budget	2011 Estimate	2012 Request	2012 Proposed
<b>ADMINISTRATIVE SERVICES (General Govt)</b>								
2100.1110	Regular Salaries	343,900	346,932	347,970	360,933	370,899	384,115	384,895
2100.1120	Temporary Salaries	5,582	-	2,261	2,000	2,000	2,000	2,000
2100.1130	Overtime - Regular	478	1,000	1,457	1,000	205	1,000	1,000
2100.1150	Other Compensation Items	3,853	3,469	5,463	1,744	-	1,921	1,924
2100.1210	Health Insurance	41,241	49,635	49,741	63,643	52,453	60,869	56,804
2100.1220	FICA Taxes	24,003	26,882	23,958	27,974	28,542	29,761	29,821
2100.1230	Retirement	22,144	21,086	22,484	21,800	23,811	24,631	23,521
2100.1275	Cell Phone Allowance				-	1,318	1,800	1,800
	<b>Personnel Expenditures</b>	<b>441,200</b>	<b>449,004</b>	<b>453,334</b>	<b>479,095</b>	<b>479,229</b>	<b>506,097</b>	<b>501,765</b>
	% increase from Prior Year Actual Actual	12.64%	1.77%	2.75%	5.68%	5.71%	5.61%	4.70%
2100.1320	Other Professional Services	5,855	14,000	11,359	10,000	8,000	8,000	8,000
2100.1326	Consultants	22,225	80,750	15,674	185,906	172,906	83,500	83,500
2100.1341	Software Maintenance	6,967	12,050	12,893	12,372	12,372	13,000	13,000
2100.1531	Telephone	2,481	3,700	2,071	2,400	720	530	530
2100.1540	Advertising	3,148	8,000	2,344	6,000	6,000	8,850	8,850
2100.1550	Printing, Forms, etc.	3,532	5,000	3,891	5,000	3,000	5,000	5,000
2100.1551	Photocopy				3,600	3,600	3,600	3,600
2100.1560	Postage				5,000	4,300	4,500	4,500
2100.1571	Dues and Subscriptions	3,386	3,300	1,010	3,300	2,400	4,770	4,770
2100.1580	Meetings	4,301	10,000	4,663	8,000	4,700	9,900	9,900

**GENERAL FUND**

Account #	Account Description	2009 Actual	2010 Budget	2010 Actual	2011 Budget	2011 Estimate	2012 Request	2012 Proposed
2100.1581	Training	-	-			-	-	-
2100.1612	Operating Supplies	7,822	7,000	6,040	7,000	7,000	7,500	7,500
2100.1626	CERF fuel charges				2,824	2,800	2,262	2,262
2100.1930	CERF maint & repair charges				2,227	2,227	2,820	2,820
2100.1931	CERF rental charges				5,035	5,040	4,281	4,281
2100.1317	Special Project - State Land Board Property	-	285,000	284,900	-	-	-	-
2100.1318	Special Project - Facilities Planning		260,000	7,725	252,000	70,000	182,000	182,000
<b>Operating Expenditures</b>		<b>59,717</b>	<b>688,800</b>	<b>352,569</b>	<b>510,664</b>	<b>305,065</b>	<b>340,513</b>	<b>340,513</b>
% increase from Prior Year Actual Actual		-57.36%	1053.44%	490.40%	44.84%	-13.47%	11.62%	11.62%
<b>Administrative Total</b>		<b>500,917</b>	<b>1,137,804</b>	<b>805,902</b>	<b>989,758</b>	<b>784,293</b>	<b>846,610</b>	<b>842,278</b>
% Increase from Prior Year Actual Actual		-5.80%	127.14%	60.89%	22.81%	-2.68%	7.95%	7.39%

**GENERAL FUND**

Account #	Account Description	2009 Actual	2010 Budget	2010 Actual	2011 Budget	2011 Estimate	2012 Request	2012 Proposed
<b>RISK MANAGEMENT (General Govt)</b>								
2401.1110	Regular Salaries	70,541	70,271	70,556	70,645	70,645	70,645	72,058
2401.1150	Other Compensation Items	-	703	-	353	-	353	360
2401.1210	Health Insurance	7,970	8,696	8,718	10,906	10,101	10,906	10,913
2401.1220	FICA Taxes	5,071	5,430	5,077	5,431	5,404	5,431	5,540
2401.1230	Retirement	4,232	4,216	4,233	4,239	4,239	4,239	4,855
2401.1260	Worker's Compensation	489,705	502,935	503,452	511,363	512,046	534,382	521,740
2401.1261	Worker's Comp (reimbursement)	(187,027)	(192,080)	(189,365)	(193,806)	(206,518)	(195,000)	(195,000)
2401.1295	Employee Development					51		
2401.1275	Cell Phone Allowance				-	648	897	897
Personnel Expenditures		390,493	400,171	402,671	409,131	396,616	431,853	421,363
% Increase from Prior Year Actual		35.16%	2.48%	3.12%	1.60%	-1.50%	8.88%	6.24%
2401.1350	Vehicle Repair and Maintenance			1,041				
2401.1521	Casualty, Property, and Liability	569,872	454,747	454,848	417,520	417,520	404,430	410,572
2401.1522	Public Official Insurance	1,922	2,500	100	-	100	150	150
2401.1525	Insurance repairs	20,960	25,000	29,517	22,500	20,000	25,000	25,000
2401.1531	Telephone	957	1,128	1,038	960	912	25	25
2401.1550	Printing, Forms, etc.	-	500	-	250	-	250	-
2401.1571	Subscriptions	350	500	385	350	350	500	500
2401.1580	Meetings	-	900	-	-	-	-	-
2401.1581	Training/employee development	254	4,000	100	3,000	3,000	3,000	3,000
2401.1612	Operating Supplies	799	3,000	1,463	1,500	1,200	1,500	1,500
2401.1626	CERF fuel charges	271	441	349	444	444	566	566
2401.1914	Compensation for Damages	-	1,000	-	1,000	-	1,000	1,000
2401.1930	CERF maint & repair charges	-	261	261	-	-	148	148
2401.1931	CERF rental charges	2,460	2,463	2,460	2,712	2,712	2,712	2,712
2401.1932	CERF Administrative Fee	132	132	132	-	-	-	-
Operating Expenditures		597,975	496,572	491,694	450,236	446,238	439,281	445,173
% increase from Prior Year Actual		38.46%	-16.96%	-17.77%	-8.43%	-9.24%	-1.56%	-0.24%
<b>Risk Management Total</b>		<b>988,468</b>	<b>896,742</b>	<b>894,365</b>	<b>859,367</b>	<b>842,854</b>	<b>871,134</b>	<b>866,536</b>
% Increase from Prior Year Actual		37.14%	-9.28%	-9.52%	-3.91%	-5.76%	3.36%	2.81%

**GENERAL FUND**

Account #	Account Description	2009 Actual	2010 Budget	2010 Actual	2011 Budget	2011 Estimate	2012 Request	2012 Proposed
COUNTY ATTORNEY (General Govt)								
2101.1110	Regular Salaries	372,820	496,072	482,535	486,119	485,335	489,738	499,541
2101.1120	Temporary Salaries	383			8,000	-	8,000	8,000
2101.1150	Other Compensation Items	-	4,961	3,726	2,376	-	2,449	2,498
2101.1210	Health Insurance	30,165	46,776	46,835	56,778	52,657	56,800	57,168
2101.1220	FICA Taxes	27,806	38,329	32,814	37,982	37,128	38,264	39,018
2101.1230	Retirement	19,792	24,804	25,683	24,303	25,796	24,631	25,567
2101.1275	Cell Phone Allowance				-	1,193	1,534	1,534
Personnel Expenditures		450,965	610,942	591,593	615,559	602,109	621,416	633,326
% increase from Prior Year Actual		#DIV/0!	35.47%	31.18%	4.05%	1.78%	3.21%	5.18%
2101.1320	Other Professional Services	21,839						
2101.1326	Consultants	276,443	578,050	524,960	65,100	65,100	85,000	85,000
2101.1331	Contract Counsel	215,652			20,000			
2101.1332	Litigation	326,255			10,000	10,000	10,000	10,000
2101.1333	Outside Counsel	214,478	1,038,300	1,020,009	225,800	225,800	185,000	185,000
2101.1337	Intergovernmental	1,051						
2101.1339	Environmental	53,533						
2101.1341	Software Maintenance	12,943	8,800	11,870	9,800	9,800	12,000	12,000
2101.1345	Microfilming Services	592						
2101.1441	Building Rent	35,947	48,600	45,733	46,500	46,500	46,500	46,500
2101.1531	Telephone	7,510	9,000	6,071	7,500	7,450	4,800	4,800
2101.1560	Postage				1,000	600	1,000	1,000
2101.1571	Dues and Subscriptions	10,666	3,800	15,171	19,580	19,700	19,000	19,000
2101.1580	Travel & Meetings	6,770	11,000	9,179	11,000	11,500	10,000	10,000
2101.1612	Operating Supplies	9,234	6,000	9,321	9,000	9,000	9,000	9,000
2101.1620	Utilities	1,804	2,000	1,699	2,000	2,000	2,000	2,000
2101.1694	Computer Equipment & Software	9,550						
2101.1696	Furniture	23,396						
Operating Expenditures		1,227,663	1,705,550	1,644,015	427,280	407,450	384,300	384,300
% increase from Prior Year Actual		89.79%	38.93%	33.91%	-74.01%	-75.22%	-5.68%	-5.68%
<b>County Attorney Total</b>		<b>1,678,628</b>	<b>2,316,492</b>	<b>2,235,607</b>	<b>1,042,839</b>	<b>1,009,559</b>	<b>1,005,716</b>	<b>1,017,626</b>
% Increase from Prior Year Actual		159.51%	38.00%	33.18%	-53.35%	-54.84%	-0.38%	0.80%

**GENERAL FUND**

Account #	Account Description	2009 Actual	2010 Budget	2010 Actual	2011 Budget	2011 Estimate	2012 Request	2012 Proposed
GIS DIVISION (General Govt)								
2102.1110	Regular Salaries	427,706	426,067	427,764	428,688	370,954	322,005	328,464
2102.1150	Other Compensation Items	1,429	4,261	1,429	2,143	-	1,610	1,642
2102.1210	Health Insurance	45,851	50,893	51,042	59,879	40,537	42,380	42,417
2102.1220	FICA Taxes	31,752	32,920	31,735	32,959	28,378	24,757	25,253
2102.1230	Retirement	28,511	28,753	28,887	28,927	25,970	21,021	22,434
2102.1275	Cell Phone Allowance					748	900	900
Personnel Expenditures		535,248	542,894	540,857	552,596	466,586	412,673	421,110
% Increase from Prior Year Actual		6.17%	1.43%	1.05%	2.17%	-13.73%	-11.55%	-9.75%
2102.1320	Other Professional Services						65,000	65,000
2102.1341	Software Maintenance	20,662	21,893	21,793	21,900	21,900	21,700	21,900
2102.1349	Equipment Repair/Maintenance	1,947	5,000	1,760	4,500	4,500	-	4,500
2102.1531	Telephone	991	990	1,126	990	990	50	50
2102.1560	Postage				259	259	259	259
2102.1581	Training	50	2,400	1,214	5,000	5,000	312	5,000
2102.1612	Operating Supplies	6,668	8,050	3,100	7,000	7,000	4,000	5,700
2102.1694	Computer Equip. and Software	156	24,100	8,200	12,000	12,000	9,250	10,000
Operating Expenditures		30,474	62,433	37,193	51,649	51,649	100,571	112,409
% increase from Prior Year Actual		-1.06%	104.87%	22.05%	38.87%	38.87%	94.72%	117.64%
<b>GIS Total</b>		<b>565,722</b>	<b>605,327</b>	<b>578,050</b>	<b>604,245</b>	<b>518,235</b>	<b>513,244</b>	<b>533,519</b>
% Increase from Prior Year Actual		5.76%	7.00%	2.18%	4.53%	-10.35%	-0.96%	2.95%

**GENERAL FUND**

<b>Account #</b>	<b>Account Description</b>	<b>2009 Actual</b>	<b>2010 Budget</b>	<b>2010 Actual</b>	<b>2011 Budget</b>	<b>2011 Estimate</b>	<b>2012 Request</b>	<b>2012 Proposed</b>
<b>CENTRAL SERVICES (General Govt)</b>								
2204.1211	Employee Insurance Clearings	(2,612)	-	2,345	-	-		
	Personnel Expenditures	(2,612)	-	2,345	-	-	-	-
2204.1320	Other Professional Services	-						
2204.1531	Telephone	50,778	55,000	47,768	-			
2204.1551	Photocopy	3,500	4,000	2,883	-			
2204.1560	Postage, Box Rent, etc.	41,843	70,000	20,124	-			
2204.1581	Training			12				
2204.1612	Operating Supplies	-						
2204.1626	CERF fuel charges	1,328	1,764	1,250	-			
2204.1696	Furniture							
2204.1930	CERF maint & repair charges	2,723	1,201	1,201	-			
2204.1931	CERF rental charges	8,340	5,515	5,520	-			
2204.4514	Allocation of Impact Assistance	-						
2204.1932	CERF Administrative Fee	264	264	264	-			
	Operating Expenditures	108,775	137,744	79,023	-	-	-	-
	<b>Central Services Total</b>	<b>106,163</b>	<b>137,744</b>	<b>81,367</b>	<b>-</b>	<b>-</b>	<b>-</b>	<b>-</b>
	% Increase from Prior Year Actual	-0.72%	29.75%	-23.36%	-100.00%	-100.00%	#DIV/0!	#DIV/0!

**GENERAL FUND**

<b>Account #</b>	<b>Account Description</b>	<b>2009 Actual</b>	<b>2010 Budget</b>	<b>2010 Actual</b>	<b>2011 Budget</b>	<b>2011 Estimate</b>	<b>2012 Request</b>	<b>2012 Proposed</b>
<b>OLD MAIN PROFESSIONAL BUILDING (General Govt)</b>								
2211.1320	Other Professional Services	-	2,000	-	1,000	400	500	500
2211.1349	Equipment Repair & Maintenance							
2211.1430	Repair & Maintenance Services	15,873	15,000	10,573	10,000	15,600	9,000	9,000
2211.1531	Telephone	749		748			50	50
2211.1617	Janitorial Supplies	752	3,000	1,288	-			
2211.1620	Utilities	51,851	50,000	45,045	45,000	40,000	42,000	42,000
<b>Operating Expenditures</b>		<b>69,225</b>	<b>70,000</b>	<b>57,653</b>	<b>56,000</b>	<b>56,000</b>	<b>51,550</b>	<b>51,550</b>
% Increase from Prior Year Actual		-11.39%	1.12%	-16.72%	-2.87%	-2.87%	-7.95%	-7.95%
<b>OMPB Operating Total</b>		<b>69,225</b>	<b>70,000</b>	<b>57,653</b>	<b>56,000</b>	<b>56,000</b>	<b>51,550</b>	<b>51,550</b>
% Increase from Prior Year Actual		-11.39%	1.12%	-16.72%	-2.87%	-2.87%	-7.95%	-7.95%

**GENERAL FUND**

Account #	Account Description	2009 Actual	2010 Budget	2010 Actual	2011 Budget	2011 Estimate	2012 Request	2012 Proposed
<b>CONSTRUCTION MANAGEMENT (General Govt)</b>								
2213.1110	Regular Salaries	13,950						
2213.1110	Temporary Salaries	771						
2213.1150	Other Compensation Items	-						
2213.1210	Health Insurance	1,342						
2213.1220	FICA Taxes	1,085						
2213.1230	Retirement	697						
	Personnel Expenditures	17,844	-	-	-			
	% increase from Prior Year Actual	-81.29%	-100.00%	-100.00%				
2213.1320	Other Professional Services	-						
2213.1330	Legal Services							
2213.1531	Telephone	114						
2213.1571	Dues and Subscriptions	-						
2213.1580	Meetings	-						
2213.1581	Training	-						
2213.1612	Operating Supplies	223						
2213.1626	CERF fuel charges	64						
2213.1694	Computer Equipment & Software	-						
2213.1696	Office Furniture	-						
2213.1930	CERF Maintenance & Repair	13						
2213.1931	CERF rental charges	350						
2213.1932	CERF Administrative Fee	11						
	Operating Expenditures	775	-	-	-			
	% increase from Prior Year Actual	-91.30%	-100.00%	-100.00%				
	<b>Construction Management Total</b>	<b>18,619</b>	<b>-</b>	<b>-</b>	<b>-</b>			
	% Increase from Prior Year Actual	-82.14%	-100.00%	-100.00%				

**GENERAL FUND**

Account #	Account Description	2009 Actual	2010 Budget	2010 Actual	2011 Budget	2011 Estimate	2012 Request	2012 Proposed
<b>FACILITIES &amp; GROUNDS (General Govt)</b>								
2203.1110	Regular Salaries	381,858	382,109	385,330	385,853	385,046	384,515	400,259
2203.1150	Other Compensation Items	4,472	3,821	5,316	1,929	371	1,923	2,001
2203.1210	Health Insurance	62,015	65,929	66,137	81,409	74,711	81,399	81,406
2203.1220	FICA Taxes	28,165	29,524	28,881	29,665	29,484	29,563	30,773
2203.1230	Retirement	23,131	23,784	23,996	22,991	24,435	24,422	25,496
2203.1275	Cell Phone Allowance					1,446	2,002	2,002
Personnel Expenditures		499,640	505,167	509,660	521,848	515,493	523,824	541,937
% increase from Prior Year Actual		8.19%	1.11%	2.01%	2.39%	1.14%	1.62%	5.13%
2203.1320	Other Contracted Services Prof.	10,593	4,000	3,117	1,000	1,930		
2203.1350	Vehicle Maintenance & Repair			500				
2203.1422	Snow Removal Costs			6,253				
2203.1430	Building Repair & Maintenance	72,945	70,000	78,983	60,000	55,872	55,500	55,500
2203.1531	Telephone						1,190	1,190
2203.1560	Postage				1,000	50	100	100
2203.1580	Meetings	(985)				88		
2203.1581	Training	170	2,000	100				
2203.1612	Operating Supplies	1,640	2,500	2,775	1,000	1,561	1,000	1,000
2203.1617	Janitorial Supplies	7,446	7,200	6,030	10,200	8,203	10,000	10,000
2203.1620	Utilities	147,888	155,000	131,607	148,000	130,000	135,000	135,000
2203.1626	CERF fuel charges	2,083	3,381	3,235	3,108	3,108	5,090	5,090
2203.1683	Jail Site/Gun Range Cleanup					6,311	13,000	13,000
2203.1930	CERF maint & repair charges	6,928	7,949	7,950	13,469	13,469	4,765	4,765
2203.1931	CERF rental charges	1,512	4,862	4,872	4,190	4,190	4,022	4,022
2203.1932	CERF Administrative Fee	396	396	748	-	-	-	-
Operating Expenditures		250,617	257,288	246,169	241,967	224,782	229,667	229,667
% Increase from Prior Year Actual		0.13%	2.66%	-1.77%	-1.71%	-8.69%	2.17%	2.17%
<b>Facilities &amp; Grounds Total</b>		<b>750,258</b>	<b>762,455</b>	<b>755,829</b>	<b>763,815</b>	<b>740,275</b>	<b>753,491</b>	<b>771,604</b>
% Increase from Prior Year Actual		5.35%	1.63%	0.74%	1.06%	-2.06%	1.79%	4.23%

**GENERAL FUND**

Account #	Account Description	2009 Actual	2010 Budget	2010 Actual	2011 Budget	2011 Estimate	2012 Request	2012 Proposed
FINANCE (General Govt)								
2200.1110	Regular Salaries	240,861	300,108	235,908	232,664	232,664	232,664	237,321
2200.1150	Other Compensation Items	2,648	3,001	2,648	1,163	-	1,163	1,187
2200.1210	Health Insurance	24,004	35,596	28,505	31,066	28,536	31,066	31,219
2200.1220	FICA Taxes	17,900	23,188	17,312	17,888	17,799	17,888	18,246
2200.1230	Retirement	16,815	20,121	16,934	16,775	16,886	16,886	17,399
2200.1275	Cell Phone Allowance					477	575	575
2200.1211	Employee Insurance Clearings				-	440	-	-
Personnel Expenditures		302,229	382,014	301,308	299,555	296,802	300,242	305,947
% Increase from Prior Year Actual		18.07%	26.40%	-0.30%	-0.58%	-1.50%	1.16%	3.08%
2200.1320	Other Professional Services	86,321	93,000	42,444	62,000	30,000	65,000	65,000
2200.1323	Auditing	69,432	47,000	22,285	60,000	39,255	39,500	39,500
2200.1341	Software Maintenance	21,537	22,500	23,837	40,000	40,000	42,000	42,000
2200.1531	Telephone	939	950	1,632	1,000	500	25	25
2200.1540	Advertising	1,637	3,000	376	1,500	1,000	1,000	1,000
2200.1550	Printing, Forms, etc.	-	100	-	-	-	-	-
2200.1560	Postage				7,000	3,500	3,500	3,500
2200.1571	Dues and Subscriptions	1,324	1,000	831	1,000	1,000	1,000	1,000
2200.1580	Meetings	5,474	2,500	668	1,000	1,000	1,000	1,000
2200.1581	Training	10,796	1,500	560	1,000	1,000	1,000	1,000
2200.1612	Operating Supplies	6,267	8,000	3,622	7,500	3,500	3,500	3,500
2200.1694	Computer Equip. & Software	-	31,000	30,000	1,000	-	26,000	26,000
2200.1695	Operating Equipment	-	1,500	-	1,500	-	1,500	1,500
2200.1696	Furniture		4,000	-	2,000	2,000	2,000	2,000
Operating Expenditures		203,727	216,050	126,254	186,500	122,755	187,025	187,025
% increase from Prior Year Actual		47.01%	6.05%	-38.03%	47.72%	-2.77%	52.36%	52.36%
<b>Finance Total</b>		<b>505,956</b>	<b>598,064</b>	<b>427,562</b>	<b>486,055</b>	<b>419,557</b>	<b>487,267</b>	<b>492,972</b>
% Increase from Prior Year Actual		28.24%	18.20%	-15.49%	13.68%	-1.87%	16.14%	17.50%

**GENERAL FUND**

Account #	Account Description	2009 Actual	2010 Budget	2010 Actual	2011 Budget	2011 Estimate	2012 Request	2012 Proposed
<b>INFORMATION SERVICES (General Govt)</b>								
2201.1110	Regular Salaries	571,598	643,511	574,353	575,393	549,167	571,378	525,924
2201.1130	Overtime	1,340		676		941		
2201.1150	Other Compensation Items	8,951	6,435	10,053	2,877	-	2,857	2,630
2201.1210	Health Insurance	69,816	83,819	76,252	94,661	79,987	94,713	80,793
2201.1220	FICA Taxes	42,199	49,721	42,182	44,238	42,083	43,929	40,434
2201.1230	Retirement	38,346	42,183	38,781	38,832	37,646	38,499	36,937
2201.1275	Cell Phone Allowance					928	1,794	1,794
Personnel Expenditures		732,250	825,669	742,296	756,000	710,752	753,170	688,512
% Increase from Prior Year Actual		2.28%	12.76%	1.37%	1.85%	-4.25%	5.97%	-3.13%
2201.1320	Other Professional Services	223,768	193,375	201,944	198,825	173,500	215,228	215,228
2201.1341	Software Maintenance Contracts	4,654		1,031				
2201.1349	Equipment Repair	9,397	20,100	14,984	20,100	12,500	20,100	20,100
2201.1531	Telephone	3,552	3,850	3,373	58,850	56,000	34,970	34,970
2201.1560	Postage				250	25	100	100
2201.1561	Freight, Express, Shipping							
2201.1580	Meetings	2,005	500	129	500	100	500	500
2201.1581	Training	7,293	9,000	8,302	7,000	3,500	7,000	9,000
2201.1612	Operating Supplies	3,337	5,000	2,791	5,000	3,500	4,000	4,000
2201.1626	CERF fuel charges	258	382	492	385	385	716	716
2201.1694	Computer Equip. & Software	90,447	477,200	303,527	560,480	480,000	449,200	301,300
2201.1930	CERF maint & repair charges	678	753	753	648	648	3,724	3,724
2201.1931	CERF rental charges	6,156	5,210	5,208	4,652	4,652	4,318	4,318
2201.1932	CERF Administrative Fee	264	264	264	-	-	-	-
2201.2902	City/County wide area network		50,000	39,543	25,000	28,000	11,250	11,250
Operating Expenditures		351,808	765,634	582,341	881,690	762,810	751,106	605,206
% Increase from Prior Year Actual		-9.59%	117.63%	65.53%	51.40%	30.99%	-1.53%	-20.66%
<b>Information Services Total</b>		<b>1,084,058</b>	<b>1,591,303</b>	<b>1,324,638</b>	<b>1,637,690</b>	<b>1,473,562</b>	<b>1,504,276</b>	<b>1,293,719</b>
% Increase from Prior Year Actual		-1.90%	46.79%	22.19%	23.63%	11.24%	2.08%	-12.20%

**GENERAL FUND**

Account #	Account Description	2009 Actual	2010 Budget	2010 Actual	2011 Budget	2011 Estimate	2012 Request	2012 Proposed
<b>PROCUREMENT (General Govt)</b>								
2202.1110	Regular Salaries	186,193	185,535	186,307	187,033	182,206	187,033	190,770
2202.1120	Temporary Salaries	164	500	-	-	-		
2202.1130	Overtime	324	400	-	-	-		
2202.1150	Other Compensation Items	557	1,855	1,647	935	-	935	954
2202.1210	Health Insurance	26,782	30,889	30,975	38,174	35,297	38,174	37,982
2202.1220	FICA Taxes	13,299	14,404	13,284	14,380	13,939	14,380	14,667
2202.1230	Retirement	10,356	10,410	10,453	10,492	10,207	10,492	11,104
<b>Personnel Expenditures</b>		<b>237,675</b>	<b>243,993</b>	<b>242,665</b>	<b>251,014</b>	<b>241,649</b>	<b>251,014</b>	<b>255,477</b>
% increase from Prior Year Actual		5.87%	2.66%	2.10%	3.44%	-0.42%	3.88%	5.72%
2202.1343	Contracted Repair/Maint.	716	400	-	-			
2202.1345	Microfilming	5,452	3,800	4,429	3,900	3,600	3,600	3,600
2202.1430	Building Repair & Maintenance	5,285	2,500	1,195	1,700	1,650	750	750
2202.1531	Telephone	970	1,023	646	555	560	650	650
2202.1540	Advertising	2,785	3,100	3,700	3,250	3,000	3,000	3,000
2202.1551	Photocopy	11	2,400	2,036	2,448	2,740	2,750	2,750
2202.1560	Postage			37	750	500	500	500
2202.1561	Freight, Express, Shipping	154	500	-	100	800	600	600
2202.1571	Dues and Subscriptions	669	900	676	676	676	675	675
2202.1580	Meetings	100	200	251	200	200	200	200
2202.1581	Training	235	1,400	800	1,300	1,200	1,200	1,200
2202.1612	Operating Supplies	3,179	3,200	2,239	3,000	3,000	2,450	2,450
2202.1620	Utilities	7,155	7,500	6,288	7,300	7,000	7,000	7,000
2202.1626	CERF fuel charges	646	1,323	888	1,332	1,332	1,583	1,583
2202.1694	Computer Equipment & Software					1,815		
2202.1911	Inventory Loss/Breakage	68	1,000	984	1,000	1,000	1,000	1,000
2202.1918	Obsolete Inventory Items	866	1,000	522	600	600	600	600
2202.1930	CERF maint & repair charges	944	170	170	141	141	2,467	2,467
2202.1931	CERF rental charges	4,920	4,183	4,188	4,228	4,228	3,296	3,296
2202.1932	CERF Administrative Fee	264	264	264	-	-	-	-
<b>Operating Expenditures</b>		<b>34,419</b>	<b>34,863</b>	<b>29,312</b>	<b>32,480</b>	<b>34,042</b>	<b>32,321</b>	<b>32,321</b>
% Increase from Prior Year Actual		-15.83%	1.29%	-14.84%	10.81%	16.14%	-5.05%	-5.05%
<b>Procurement Total</b>		<b>272,094</b>	<b>278,856</b>	<b>271,977</b>	<b>283,494</b>	<b>275,691</b>	<b>283,335</b>	<b>287,798</b>
% Increase from Prior Year Actual		2.53%	2.49%	-0.04%	4.23%	1.37%	4.18%	5.82%

**GENERAL FUND**

Account #	Account Description	2009 Actual	2010 Budget	2010 Actual	2011 Budget	2011 Estimate	2012 Request	2012 Proposed
<b>HUMAN RESOURCES DEPARTMENT (General Govt)</b>								
2301.1110	Regular Salaries	181,873	194,162	191,291	195,285	190,320	194,911	199,191
2301.1120	Temporary Salaries	11,876	5,600	8,789	6,800	6,800	6,800	6,800
2301.1150	Other Compensation Items	3,061	1,942	3,197	976	1,099	975	996
2301.1210	Health Insurance	25,521	29,289	30,597	38,800	37,413	38,797	41,597
2301.1220	FICA Taxes	13,621	15,430	13,904	15,534	15,164	15,505	15,835
2301.1230	Retirement	10,398	11,186	11,048	11,250	10,952	11,227	11,475
2301.1240	Professional Development	4,758	10,000	6,833	-	-	-	-
2301.1275	Cell Phone Allowance					725	897	897
2301.1286	Employee Child Care Assistance	39,371	45,000	37,370	45,000	45,000	45,000	45,000
2301.1287	Employee Housing Assistance	16,667	-	-	-	-	-	-
2301.1289	Employee Health & Wellness	30,764	37,710	30,126	26,000	26,000	26,000	23,900
2301.1292	Relocation Costs	-	10,000	4,419	-	-	10,000	10,000
2301.1293	Employee Recognition	36,463	50,400	34,468	16,900	16,900	20,500	19,900
2301.1294	Recruiting Costs	12,929	21,500	7,693	21,500	18,000	28,500	28,500
2301.1295	Employee Development	25,666	22,500	17,646	27,500	27,500	27,500	27,500
	<b>Personnel Expenditures</b>	<b>412,966</b>	<b>454,719</b>	<b>397,380</b>	<b>405,546</b>	<b>395,872</b>	<b>426,612</b>	<b>431,591</b>
	% Increase from Prior Year Actual	21.84%	10.11%	-3.77%	2.05%	-0.38%	7.77%	9.02%
2301.1320	Other Professional Services	15,299	17,000	14,657	17,000	17,336	17,000	17,000
2301.1326	Consultants	19,144	52,000	40,225	32,840	35,000	100,025	100,025
2301.1341	Software Maintenance	9,275	11,350	9,275	11,350	11,350	13,510	13,510
2301.1441	Equipment Rental	2,443	3,100	-	3,100	-	-	-
2301.1531	Telephone	1,035	1,435	1,038	1,435	86	25	25
2301.1560	Postage				1,000	250	500	500
2301.1551	Photocopy			2,663		2,400	2,400	2,400
2301.1571	Subscriptions	5,276	6,150	5,681	5,607	5,607	7,450	7,450
2301.1580	Meetings	355	1,200	-	-	-	-	-
2301.1581	Training	548	3,000	149	3,000	1,500	3,000	3,000
2301.1612	Operating Supplies	3,195	5,400	3,191	5,400	3,500	5,400	5,400
2301.1694	Computer Equip. & Software	7,500	2,000	-	21,160	21,000	25,250	25,250
	<b>Operating Expenditures</b>	<b>64,070</b>	<b>102,635</b>	<b>76,879</b>	<b>101,892</b>	<b>98,029</b>	<b>174,560</b>	<b>174,560</b>
	% Increase from Prior Year Actual	-35.63%	60.19%	19.99%	32.54%	27.51%	78.07%	78.07%
	<b>Human Resources Total</b>	<b>477,036</b>	<b>557,354</b>	<b>474,259</b>	<b>507,438</b>	<b>493,901</b>	<b>601,172</b>	<b>606,151</b>
	% Increase from Prior Year Actual	8.80%	16.84%	-0.58%	7.00%	4.14%	21.72%	22.73%

**GENERAL FUND**

Account #	Account Description	2009 Actual	2010 Budget	2010 Actual	2011 Budget	2011 Estimate	2012 Request	2012 Proposed
<b>SPECIAL SERVICES - SHERIFF'S OFFICE (PS)</b>								
3002.1110	Regular Salaries	1,019,644	1,029,546	1,021,548	1,034,900	1,054,478	1,049,273	1,066,138
3002.1120	Temporary Salaries	34,026	35,000	42,107	35,000	29,750	33,250	33,250
3002.1130	Overtime - Regular	54,001	55,000	30,093	46,000	34,260	43,700	43,700
3002.1150	Other Compensation Items	12,531	10,295	12,000	5,175	-	5,246	5,331
3002.1210	Health Insurance	151,203	162,588	162,311	197,842	185,911	209,011	203,928
3002.1220	FICA Taxes	81,385	86,433	79,654	85,762	85,564	86,557	87,854
3002.1230	Retirement	64,577	65,783	65,387	66,237	67,548	66,860	70,543
3002.1275	Cell Phone Allowance					5,139	6,968	6,968
3002.1293	Annual Awards Banquet	77	2,000	810	1,500	1,000	1,000	1,000
Personnel Expenditures		1,417,444	1,446,645	1,413,909	1,472,416	1,463,650	1,501,865	1,518,712
% Increase from Prior Year Actual		5.29%	2.06%	-0.25%	4.14%	3.52%	2.61%	3.76%
3002.1350	Vehicle Maintenance & Repair	500	-	500				
3002.1360	Search & Rescue	14,430	18,000	16,570	16,200	20,000	16,000	16,000
3002.1361	Search and Rescue Tier III	-	-			940	2,825	2,825
3002.1370	Prisoner Transportation	71,444	63,000	42,122	56,700	37,500	51,000	51,000
3002.1531	Telephone	12,249	12,700	12,943	11,430	5,285	4,425	4,425
3002.1551	Photocopy					944	2,832	2,832
3002.1560	Postage	2,221	4,500	4,059	3,500	3,218	3,325	3,325
3002.1571	Dues and Subscriptions	6,346	6,500	6,451	6,500	6,625	6,625	6,625
3002.1580	Meetings	1,158	1,500	895	1,200	300	1,020	1,020
3002.1581	Training	20,400	23,600	11,826	14,600	9,000	13,140	23,640
3002.1612	Operating Supplies	17,973	20,000	17,697	21,343	18,500	20,275	20,275
3002.1626	CERF fuel charges	17,150	30,762	22,816	27,801	23,750	36,070	36,070
3002.1652	Clothing & Uniforms	5,917	8,500	11,263	5,950	6,000	5,950	5,950
3002.1666	School resource operating	4,266	4,000	3,128	3,400	3,400	3,230	3,230
3002.1670	Victim Services	25	1,000	2,015	1,000	1,000	950	950
3002.1671	Reserve Officers Program	1,905	5,000	2,641	4,000	1,600	3,800	3,800
3002.1672	Hazardous Materials	-	3,000	-	2,700	2,700	2,565	2,565
3002.1689	Courthouse Security Grant				24,360	24,360	25,000	25,000
3002.1930	CERF maint & repair charges	16,494	17,857	17,916	31,334	31,334	17,292	17,292
3002.1931	CERF rental charges	99,984	103,420	103,416	100,729	100,729	89,805	89,805
3002.1932	CERF Administrative Fee	2,068	1,980	2,200	-	-	-	-
Operating Expenditures		294,530	325,319	278,459	332,747	297,185	306,129	316,629
% Increase from Prior Year Actual		7.73%	10.45%	-5.46%	19.50%	6.72%	3.01%	6.54%
<b>Special Services Total</b>		<b>1,711,974</b>	<b>1,771,964</b>	<b>1,692,368</b>	<b>1,805,163</b>	<b>1,760,835</b>	<b>1,807,994</b>	<b>1,835,341</b>
% Increase from Prior Year Actual		5.70%	3.50%	-1.15%	6.66%	4.05%	2.68%	4.23%

**GENERAL FUND**

Account #	Account Description	2009 Actual	2010 Budget	2010 Actual	2011 Budget	2011 Estimate	2012 Request	2012 Proposed
<b>CRIMINAL INVESTIGATIONS (Public Safety)</b>								
3005.1110	Regular Salaries	615,537	610,287	607,045	605,732	606,872	608,644	620,819
3005.1130	Overtime - Regular	19,766	40,000	24,947	44,512	35,000	37,000	37,000
3005.1150	Other Compensation Items	8,692	6,103	8,056	3,029	1,016	3,043	3,104
3005.1210	Health Insurance	77,951	83,029	83,093	104,455	96,896	104,475	104,481
3005.1220	FICA Taxes	46,459	50,214	45,043	49,975	49,181	49,625	50,561
3005.1230	Retirement	44,337	44,614	43,479	42,025	42,605	42,676	43,584
3005.1275	Cell Phone Allowance					3,211	6,422	6,422
Personnel Expenditures		812,742	834,247	811,663	849,729	834,781	851,885	865,971
% Increase from Prior Year Actual		0.89%	2.65%	-0.13%	4.69%	2.85%	2.05%	3.74%
3005.1320	Other Professional Services	58						
3005.1343	Contracted Repair/Maint.	625						
3005.1349	Repair - Other Mach & Equip	584	1,575	319	1,200	300	1,000	1,000
3005.1350	Vehicle Maintenance & Repair			500	500		500	500
3005.1531	Telephone	11,217	11,259	11,071	11,217	8,500	3,225	3,225
3005.1551	Photocopy	2,216	1,780	2,214	1,500	1,900	1,500	1,500
3005.1571	Dues and Subscriptions	1,256	2,520	2,531	2,000	1,600	2,000	2,000
3005.1580	Meetings	288	1,300	13	1,000	100	1,000	1,000
3005.1581	Training	19,586	19,000	10,286	17,858	14,000	16,000	16,000
3005.1592	Investigative Expense	7,778	8,000	8,089	7,000	3,500	6,000	6,000
3005.1612	Operating Supplies	5,599	18,000	11,317	15,000	13,000	14,000	14,000
3005.1620	Utilities	4,423	5,872	4,426	5,500	5,500	5,500	5,500
3005.1626	CERF fuel charges	11,728	19,639	14,632	18,352	18,352	23,374	23,374
3005.1652	Clothing & Uniforms	213	500	295	500	1,144	485	485
3005.1656	Equipment and Supplies	2,738	5,500	2,949				
3005.1661	Firearm Supplies	120	1,400	-	1,400	500	1,400	1,400
3005.1694	Computer Equipment & Software	65	1,500	-			4,500	4,500
3005.1930	CERF maint & repair charges	5,174	7,702	7,702	7,450	7,450	7,887	7,887
3005.1931	CERF rental charges	58,944	57,718	57,732	43,201	43,201	50,019	50,019
3005.1932	CERF Administrative Fee	1,276	1,056	1,320	-	-	-	-
Operating Expenditures		133,887	164,321	135,396	133,678	119,047	138,390	138,390
% Increase from Prior Year Actual		-19.61%	22.73%	1.13%	-1.27%	-12.07%	16.25%	16.25%
<b>Criminal Investigations Total</b>		<b>946,630</b>	<b>998,568</b>	<b>947,059</b>	<b>983,407</b>	<b>953,828</b>	<b>990,275</b>	<b>1,004,361</b>
% Increase from Prior Year Actual		-2.62%	5.49%	0.05%	3.84%	0.71%	3.82%	5.30%

**GENERAL FUND**

Account #	Account Description	2009 Actual	2010 Budget	2010 Actual	2011 Budget	2011 Estimate	2012 Request	2012 Proposed
<b>SPECIAL INVESTIGATIONS (Public Safety)</b>								
3004.1110	Regular Salaries	288,750	288,226	292,851	300,934	298,742	299,998	306,010
3004.1130	Overtime - Regular	19,009	31,946	16,004	29,946	25,000	27,946	27,946
3004.1150	Other Compensation Items	3,056	2,882	6,229	1,505	-	1,500	1,530
3004.1210	Health Insurance	38,712	40,483	42,318	52,142	48,395	52,136	52,256
3004.1220	FICA Taxes	23,118	24,714	23,058	25,427	24,766	25,202	25,665
3004.1230	Retirement	18,506	18,445	19,636	21,117	21,408	21,564	22,447
3004.1275	Cell Phone Allowance					2,208	3,601	3,601
Personnel Expenditures		391,151	406,696	400,097	431,071	420,519	431,947	439,455
% Increase from Prior Year Actual		3.16%	3.97%	2.29%	7.74%	5.10%	2.72%	4.50%
3004.1341	Software Maintenance	1,183	1,300	780	1,100	100	1,000	1,000
3004.1343	Contracted Repair/Maint.	-	2,175	42	1,175	100	1,000	1,000
3004.1350	Vehicle Maintenance & Repair	-	1,500	1,211	1,500	800	1,500	1,500
3004.1442	Equipment Rental	4,676	9,000	5,019	8,000	7,000	8,000	8,000
3004.1531	Telephone	12,533	13,749	10,517	12,500	8,000	5,445	5,445
3004.1551	Photocopy	1,734	-	2,023	1,155	1,500	1,155	1,155
3004.1560	Postage	52	600	64	500	2,000	500	500
3004.1580	Meetings	1,339	6,000	584	5,000	2,000	4,500	4,500
3004.1581	Training	11,425	21,250	4,684	21,250	10,000	19,250	19,250
3004.1592	Investigative Expense	504		2,872	800	1,000	800	800
3004.1612	Operating Supplies	7,443	14,000	4,477	12,000	4,500	11,000	11,000
3004.1620	Utilities	6,747	6,000	3,281	6,000	500	6,000	6,000
3004.1626	CERF fuel charges	9,048	16,170	12,415	14,800	14,800	18,473	18,473
3004.1652	Clothing & Uniforms	33						
3004.1656	Equipment and Supplies	2,784	17,283	5,541	16,283	2,500	14,283	14,283
3004.1661	Firearm Supplies	-	1,152	-	1,252	1,252	1,252	1,252
3004.1676	HIDTA Expenses	132,578	214,840	126,875	214,840	214,840	363,677	363,677
3004.1680	Expenditure of forfeiture funds	63,617	25,000	27,611	25,000	25,000	25,000	25,000
3004.1930	CERF maint & repair charges	6,019	8,398	8,398	9,276	9,276	9,508	9,508
3004.1931	CERF rental charges	34,476	34,268	34,272	31,136	31,136	30,358	30,358
3004.1932	CERF Administrative Fee	649	660	660	-	-	-	-
Operating Expenditures		296,841	393,345	251,326	383,567	336,304	522,701	522,701
% Increase from Prior Year Actual		-10.61%	32.51%	-15.33%	52.62%	33.81%	55.43%	55.43%
<b>Special Investigations Total</b>		<b>687,992</b>	<b>800,041</b>	<b>651,424</b>	<b>814,638</b>	<b>756,823</b>	<b>954,648</b>	<b>962,156</b>
% Increase from Prior Year Actual		-3.27%	16.29%	-5.32%	25.05%	16.18%	26.14%	27.13%

**GENERAL FUND**

Account #	Account Description	2009 Actual	2010 Budget	2010 Actual	2011 Budget	2011 Estimate	2012 Request	2012 Proposed
<b>PUBLIC SAFETY - SHERIFF'S OFFICE (Public Safety)</b>								
3000.1110	Regular Salaries	1,746,755	1,748,436	1,744,825	1,734,267	1,747,711	1,742,462	1,775,145
3000.1120	Temporary Salaries	3,467	-	2,894	-	-	-	-
3000.1130	Overtime - Regular	99,650	110,000	94,511	110,000	114,979	110,000	110,000
3000.1131	Special Overtime					1,894		
3000.1133	SWAT overtime	22,829	32,500	27,935	32,500	28,852	32,500	32,500
3000.1135	Extra Duty Salaries	9,912	35,000	24,696	15,000	7,124	15,000	15,000
3000.1150	Other Compensation Items	19,488	17,484	20,384	8,671	4,019	8,712	8,876
3000.1210	Health Insurance	242,273	262,133	271,380	335,353	305,472	335,521	340,889
3000.1220	FICA Taxes	137,758	148,672	137,329	145,384	145,555	146,014	148,526
3000.1230	Retirement	107,851	110,968	111,065	109,613	111,602	109,678	112,712
3000.1275	Cell Phone Allowance					7,115	8,892	8,893
Personnel Expenditures		2,389,983	2,465,193	2,435,017	2,490,788	2,474,324	2,508,779	2,552,541
% Increase from Prior Year Actual		3.24%	3.15%	1.88%	2.29%	1.61%	1.39%	3.16%
3000.1320	Other Professional Services	1,010	2,500	1,647	2,500	1,500	1,500	1,501
3000.1321	Medical, Dental, Vet Services	321	500	-	500	100	500	501
3000.1341	Software Maintenance	-	66,360	63,109	66,360	64,567	64,567	64,567
3000.1347	Uniform Cleaning	1,764	3,000	1,147	3,000	1,500	2,000	2,000
3000.1349	Repair - Other Mach & Equip	457	2,000	42	2,000	500	2,000	2,000
3000.1350	Vehicle Maintenance & Repair	2,095		2,000		1500		
3000.1523	Fire Control Insurance Pool	50,725	50,865	50,865	51,613	51,613	38,458	38,458
3000.1531	Telephone	37,850	28,500	39,317	28,500	30,000	26,225	26,225
3000.1532	Dispatch Fees-Communications	396,996	323,535	390,309	398,535	393,092	400,000	400,000
3000.1550	Printing, Forms, etc.	498	1,500	0	1,500	750	1,000	1,000
3000.1571	Dues and Subscriptions	393	850	653	850	1000	850	850
3000.1580	Meetings	142	1,500	876	1,500	500	1,500	1,500
3000.1581	Training	12,574	15,000	9,971	10,000	5,500	10,000	10,000
3000.1584	SWAT training	17,399	15,000					
				16,775	5,000	3,000	10,000	10,000
3000.1586	Crisis Intervention Training	16,877	15,750	12,953	15,750	14,100	15,750	15,750
3000.1592	Investigative Expense	1,134	1,200	810	1,200	1,500	1,200	1,200
3000.1612	Operating Supplies	11,457	15,000	15,225	15,000	15,000	15,000	15,000

**GENERAL FUND**

<b>Account #</b>	<b>Account Description</b>	<b>2009 Actual</b>	<b>2010 Budget</b>	<b>2010 Actual</b>	<b>2011 Budget</b>	<b>2011 Estimate</b>	<b>2012 Request</b>	<b>2012 Proposed</b>
3000.1626	CERF fuel charges	87,644	135,828	114,982	134,680	124,680	180,960	180,961
3000.1652	Clothing & Uniforms	7,109	10,000	7,996	10,000	10,000	10,000	10,000
3000.1656	Equipment and Supplies	56,636	30,000	27,101	30,000	30,000	30,000	30,000
3000.1661	Firearm Supplies	10,646	20,500	16,387	15,500	24,747	15,500	15,500
3000.1664	Fire Control Expenses	-	1,500	167	1,500	45,000	20,000	20,000
3000.1697	SWAT equipment	9,131	19,000	15,640	14,000	12,000	14,000	14,000
3000.1930	CERF maint & repair charges	61,823	51,382	52,408	71,855	71,000	43,978	43,978
3000.1931	CERF rental charges	263,136	388,641	393,888	357,832	357,000	352,086	352,086
3000.1932	CERF Administrative Fee	3,069	3,036	3,190	-			
Operating Expenditures		1,050,884	1,202,947	1,237,459	1,239,175	1,260,149	1,257,074	1,257,077
% Increase from Prior Year Actual		-2.20%	14.47%	17.75%	0.14%	1.83%	-0.24%	-0.24%
<b>Public Safety Total</b>		<b>3,440,867</b>	<b>3,668,139</b>	<b>3,672,476</b>	<b>3,729,963</b>	<b>3,734,473</b>	<b>3,765,853</b>	<b>3,809,618</b>
% Increase from Prior Year Actual		1.51%	6.61%	6.73%	1.57%	1.69%	0.84%	2.01%

**GENERAL FUND**

<b>Account #</b>	<b>Account Description</b>	<b>2009 Actual</b>	<b>2010 Budget</b>	<b>2010 Actual</b>	<b>2011 Budget</b>	<b>2011 Estimate</b>	<b>2012 Request</b>	<b>2012 Proposed</b>
<b>ALTERNATIVES TO INCARCERATION (Public Safety)</b>								
2104.1110	Regular Salaries	283,102	282,006	290,554	292,323	292,221	292,032	301,962
2104.1130	Overtime	28,334	19,000	18,793	27,000	19,000	23,000	23,000
2104.1150	Other Compensation Items	3,225	2,820	5,973	1,462	2,081	1,460	1,501
2104.1210	Health Insurance	42,981	45,151	44,947	55,019	49,337	51,998	52,054
2104.1220	FICA Taxes	22,202	23,243	22,382	24,540	23,968	24,212	24,974
2104.1230	Retirement	18,999	18,965	18,525	19,304	20,252	20,375	22,132
2104.1275	Cell Phone Allowance					3,207	3,860	3,860
<b>Personnel Expenditures</b>		<b>398,844</b>	<b>391,185</b>	<b>401,174</b>	<b>419,648</b>	<b>410,065</b>	<b>416,937</b>	<b>429,483</b>
% Increase from Prior Year Actual		9.53%	-1.92%	0.58%	4.60%	2.22%	1.68%	4.74%
2104.1321	Medical & Dental Services	83,317	85,000	90,311	87,550	90,000	92,000	92,000
2104.1341	Software Maintenance	-	-	-	-	14,995	5,180	5,180
2104.1349	Equipment Repair	339	-	-	-			
2104.1350	Vehicle Maintenance & Repair	256	-	-	-			
2104.1371	Electronic Monitoring	71,139	68,000	83,900	101,000	87,500	98,000	98,000
2104.1531	Telephone	7,705	7,500	6,892	7,500	5,000	4,073	4,073
2104.1550	Printing, Forms, etc.	-	500	410	500	1,552	500	500
2104.1551	Photocopy				3,720	3,720	3,720	3,720
2104.1560	Postage	172	300	17	200	150	200	200
2104.1580	Meetings	73	-	-	-			
2104.1581	Training	311	1,500	1,185	1,500	1,000	1,500	1,500
2104.1612	Operating Supplies	5,591	5,500	6,326	9,200	5,300	8,000	8,000
2104.1620	Utilities	1,310	2,000	787	2,500	1,000	2,500	2,500
2104.1626	CERF fuel charges	6,218	9,408	5,638	9,472	9,472	10,556	10,556
2104.1652	Clothing & Uniforms	967	800	723	800	300	700	700
2104.1695	Operating Equipment	47	-	-	-			
2104.1696	Office Equipment	1,619	1,000	384	1,000	800	1,000	1,000
2104.1930	CERF maint & repair charges	3,926	2,695	3,547	3,317	3,317	4,715	4,715
2104.1931	CERF rental charges	35,580	41,297	41,292	40,381	40,381	35,498	35,498
2104.1932	CERF Administrative Fee	528	528	528	-	-	-	-
<b>Operating Expenditures</b>		<b>219,098</b>	<b>226,028</b>	<b>241,940</b>	<b>268,640</b>	<b>264,487</b>	<b>268,142</b>	<b>268,142</b>
% Increase from Prior Year Actual		0.40%	3.16%	10.43%	11.04%	9.32%	1.38%	1.38%
<b>Alternatives to Incarceration Total</b>		<b>617,942</b>	<b>617,213</b>	<b>643,114</b>	<b>688,288</b>	<b>674,553</b>	<b>685,079</b>	<b>697,626</b>
% Increase from Prior Year Actual		6.11%	-0.12%	4.07%	7.02%	4.89%	1.56%	3.42%

**GENERAL FUND**

Account #	Account Description	2009 Actual	2010 Budget	2010 Actual	2011 Budget	2011 Estimate	2012 Request	2012 Proposed
<b>DETENTIONS-SHERIFF'S OFFICE (Public Safety)</b>								
3001.1110	Regular Salaries	2,675,312	2,820,465	2,707,944	2,808,804	2,741,290	2,790,229	2,845,199
3001.1120	Temporary Salaries	1,046		16,373		11,993	25,000	25,000
3001.1130	Overtime - Regular	194,606	150,000	188,894	150,000	213,440	150,000	150,000
3001.1150	Other Compensation Items	11,700	28,138	16,838	14,044	4,603	13,951	14,226
3001.1210	Health Insurance	392,017	445,987	449,785	584,198	506,578	553,446	564,134
3001.1220	FICA Taxes	210,303	229,393	212,917	227,423	227,306	227,907	232,134
3001.1230	Retirement	151,214	158,888	152,117	155,708	153,025	155,472	160,411
3001.1275	Cell Phone Allowance					3,770	5,044	5,044
Personnel Expenditures		3,636,199	3,832,871	3,744,867	3,940,177	3,862,006	3,921,049	3,996,148
% Increase from Prior Year Actual		20.08%	5.41%	2.99%	5.22%	3.13%	1.53%	3.47%
3001.1320	Other Professional Services	54,715	39,044	60,453	105,995	50,501	98,000	98,000
3001.1321	Medical, Dental, Vet Services	71,525	80,000	57,724	70,000	62,483	70,000	70,000
3001.1343	Contracted Repair/Maintenance	66,045	60,000	65,115	60,000	51,833	60,000	60,000
3001.1347	Uniform Cleaning	197			2,500	2,511	2,500	2,500
3001.1443	Jail bed rental	2,090	4,000	-				
3001.1531	Telephone	8,681	10,000	8,980	9,000	3,287	1,485	1,485
3001.1551	Photocopy	11,342	4,000	13,001	8,000	8,136	8,200	8,200
3001.1571	Dues and Subscriptions	2,607	3,000	954	2,500	2,000	2,000	2,000
3001.1580	Meetings	2,179	2,500	1,791	1,800	2,747	2,500	2,500
3001.1581	Training	45,534	50,000	24,828	35,000	29,129	30,000	30,000
3001.1612	Operating Supplies	68,282	55,000	45,216	50,000	50,482	50,000	50,000
3001.1616	Chem, Lab & Medical Supplies	82,364	80,000	58,471	70,000	80,071	70,000	70,000
3001.1617	Janitorial Supplies	16,927	20,000	27,531	25,000	27,071	25,000	25,000
3001.1620	Utilities	233,510	290,000	201,763	210,000	212,644	220,000	220,000
3001.1626	CERF fuel charges	3,467	4,880	3,977	5,032	4,842	6,409	6,409
3001.1630	Food	413,303	426,500	435,553	400,000	401,777	420,000	420,000

**GENERAL FUND**

<b>Account #</b>	<b>Account Description</b>	<b>2009 Actual</b>	<b>2010 Budget</b>	<b>2010 Actual</b>	<b>2011 Budget</b>	<b>2011 Estimate</b>	<b>2012 Request</b>	<b>2012 Proposed</b>
3001.1652	Clothing & Uniforms	14,774	20,000	19,336	23,000	11,776	20,000	20,000
3001.1661	Firearm Supplies	11,642	10,000	7,345	9,000	15,134	12,000	12,000
3001.1662	Prisoner Supplies	35,394	26,000	29,647	30,000	36,103	36,000	36,000
3001.1675	C.E.R.T. Equipment	7,932	8,000	5,221	6,000	6,840	6,000	6,000
3001.1679	Commissary Operating Supplies*	30,442	35,000	89,260	40,000	35,258	40,000	40,000
3001.1687	Jail Moving/Relocation costs	3,659	-					
3001.1695	Operating Equipment		10,956	25,420	10,000	10,503	10,000	10,000
3001.1696	Furniture	6,567	8,000	9,766	5,000	3,568	5,000	5,000
3001.1914	Compensation for Damages			10,102				
3001.1930	CERF maint & repair charges	4,410	2,948	3,842	6,311	5,842	2,863	2,863
3001.1931	CERF rental charges	12,228	22,668	22,668	18,851	17,455	12,961	12,961
3001.1932	CERF Administrative Fee	264	264	704	-			
	<b>Operating Expenditures</b>	<b>1,210,080</b>	<b>1,272,760</b>	<b>1,228,667</b>	<b>1,202,989</b>	<b>1,131,993</b>	<b>1,210,918</b>	<b>1,210,918</b>
	% Increase from Prior Year Actual	-4.90%	5.18%	1.54%	-2.09%	-7.87%	6.97%	6.97%
	<b>Detentions Total</b>	<b>4,846,279</b>	<b>5,105,631</b>	<b>4,973,534</b>	<b>5,143,166</b>	<b>4,993,999</b>	<b>5,131,967</b>	<b>5,207,065</b>
	% Increase from Prior Year Actual	12.69%	5.35%	2.63%	3.41%	0.41%	2.76%	4.27%
	<b>Total Sheriff's Department</b>	<b>12,251,684</b>	<b>12,961,556</b>	<b>12,579,976</b>	<b>13,164,625</b>	<b>12,874,512</b>	<b>13,335,817</b>	<b>13,516,167</b>
	% Increase from Prior Year Actual	5.84%	5.79%	2.68%	4.65%	2.34%	3.58%	4.98%

**GENERAL FUND**

Account #	Account Description	2009 Actual	2010 Budget	2010 Actual	2011 Budget	2011 Estimate	2012 Request	2012 Proposed
<b>COUNTY CORONER (Public Safety)</b>								
3100.1110	Regular Salaries	68,027	67,766	68,034	67,954	67,954	67,954	68,432
3100.1150	Other Compensation Items	453	678	-	340	-	340	342
3100.1210	Health Insurance	10,520	13,694	11,943	17,091	13,465	17,091	14,533
3100.1220	FICA	4,778	5,236	4,727	5,224	5,198	5,224	5,261
3100.1230	Retirement	3,825	3,830	3,845	3,840	3,840	3,840	3,864
3100.1129	Contract Work	1,640	2,500	1,005	2,000	1,083	1,000	1,000
3100.1275	Cell Phone Allowance					585	704	704
	<b>Personnel Expenditures</b>	<b>89,242</b>	<b>93,704</b>	<b>89,555</b>	<b>96,448</b>	<b>92,125</b>	<b>96,153</b>	<b>94,136</b>
	% Increase from Prior Year Actual	-8.72%	5.00%	0.35%	7.70%	2.87%	4.37%	2.18%
3100.1320	Other Contracted Services Prof.	5,350	-					
3100.1322	Other Medical Services	280	1,000	2,093	700	1,500	1,000	1,000
3100.1349	Equipment Repair	171	250	45	200	100	200	200
3100.1380	Toxicology	8,978	7,200	5,500	8,000	7,500	8,000	8,000
3100.1381	Autopsy Facility	2,375	2,000	3,116	2,000	2,000	3,000	3,000
3100.1382	Forensic Pathology	25,000	37,700	31,900	37,700	34,800	37,700	37,700
3100.1531	Telephone	482	1,000	353	500	400	445	445
3100.1571	Dues and Subscriptions	1,647	1,500	1,862	1,500	1,650	1,650	1,650
3100.1580	Meetings	143	200	60				
3100.1581	Training	2,096	2,000	2,016	2,000	1,500	2,000	2,000
3100.1612	Operating Supplies	2,407	1,500	2,466	1,500	1,500	1,500	1,500
3100.1615	Film & Duplicating Supplies	43	50	11	25	10	25	25
3100.1626	CERF fuel charges	1,065	2,499	780	1,776	1,776	1,697	1,697
3100.1695	Operating Equipment	-	250	234	200	600	200	200
3100.1930	CERF maint & repair charges	3,190	1,942	1,942	1,523	1,523	234	234
3100.1931	CERF rental charges	8,220	8,711	8,712	7,770	7,770	6,451	6,451
3100.1932	CERF Administrative Fee	132	132	132	-	-	-	-
	<b>Operating Expenditures</b>	<b>61,578</b>	<b>67,934</b>	<b>61,222</b>	<b>65,394</b>	<b>62,629</b>	<b>64,102</b>	<b>64,102</b>
	% Increase from Prior Year Actual	18.28%	10.32%	-0.58%	6.81%	2.30%	2.35%	2.35%
	<b>County Coroner Total</b>	<b>150,821</b>	<b>161,638</b>	<b>150,777</b>	<b>161,842</b>	<b>154,754</b>	<b>160,256</b>	<b>158,239</b>
	% Increase from Prior Year Actual	0.66%	7.17%	-0.03%	7.34%	2.64%	3.56%	2.25%

**GENERAL FUND**

Account #	Account Description	2009 Actual	2010 Budget	2010 Actual	2011 Budget	2011 Estimate	2012 Request	2012 Proposed
<b>BUILDING INSPECTION (Public Safety)</b>								
3300.1110	Regular Salaries	533,912	513,150	462,156	461,603	409,148	352,122	359,172
3300.1120	Temporary Salaries	-		83	-			
3300.1130	Overtime - Regular	55			-			
3300.1150	Other Compensation Items	6,543	5,131	6,081	2,308	487	1,761	1,796
3300.1210	Health Insurance	70,572	68,446	65,171	79,900	57,762	59,545	59,423
3300.1220	FICA Taxes	39,926	39,648	34,147	35,489	31,337	27,072	27,614
3300.1230	Retirement	31,994	30,739	27,150	27,092	24,808	20,993	22,105
Personnel Expenditures		683,002	657,114	594,788	606,392	523,542	461,493	470,110
% Increase from Prior Year Actual		3.58%	-3.79%	-12.92%	1.95%	-11.98%	-11.85%	-10.21%
3300.1320	Other Professional Services	-	3,000	59	2,500	1,200	1,200	1,200
3300.1330	Legal Services							
3300.1341	Software Maintenance	4,561	7,100	7,263	12,725	12,725	12,725	12,725
3300.1343	Contracted Repair/Maint.	1,851	5,000	3,261	4,000	4,000	4,000	4,000
3300.1350	Vehicle Maintenance & Repair			1,000				
3300.1531	Telephone						950	950
3300.1560	Postage				1,000	300	800	800
3300.1571	Subscriptions	1,198	1,500	956	1,500	1,500	1,200	1,200
3300.1580	Meetings	143	1,000	12	1,000	300	800	800
3300.1581	Training	7,833	9,000	3,190	5,000	1,200	4,200	4,800
3300.1612	Operating Supplies	12,355	11,500	4,075	9,500	8,000	9,000	9,000
3300.1626	CERF fuel charges	7,337	14,700	9,307	12,432	12,000	15,834	15,834
3300.1640	Books and periodicals	2,276	6,000	646	5,000	7,500	4,000	4,000
3300.1696	Furniture	1,011	1,000	-	500	500	500	500
3300.1930	CERF maint & repair charges	5,496	3,033	2,781	8,370	6,000	4,575	4,575
3300.1931	CERF rental charges	41,740	31,978	31,248	23,349	23,349	15,147	15,147
3300.1932	CERF Administrative Fee	1,144	1,320	1,122	-	-	-	-
Operating Expenditures		86,946	96,131	64,921	86,876	78,574	74,931	75,531
% Increase from Prior Year Actual		-31.78%	10.56%	-25.33%	33.82%	21.03%	-4.64%	-3.87%
<b>Building Inspection Total</b>		<b>769,948</b>	<b>753,245</b>	<b>659,709</b>	<b>693,268</b>	<b>602,116</b>	<b>536,424</b>	<b>545,641</b>
% Increase from Prior Year Actual		-2.14%	-2.17%	-14.32%	5.09%	-8.73%	-10.91%	-9.38%

**GENERAL FUND**

Account #	Account Description	2009 Actual	2010 Budget	2010 Actual	2011 Budget	2011 Estimate	2012 Request	2012 Proposed
<b>EMERGENCY MANAGEMENT</b>								
3401.1110	Regular Salaries	88,272	89,279	89,628	89,803	89,820	89,803	91,600
3401.1150	Other Compensation Items	957	893	957	449	-	449	458
3401.1210	Health Insurance	10,074	10,580	10,664	9,570	8,843	9,509	13,428
3401.1220	FICA Taxes	6,522	6,898	6,625	6,904	6,871	6,904	7,042
3401.1230	Retirement	5,503	5,550	5,571	5,580	5,581	5,580	5,692
3401.1275	Cell Phone Allowance					341	767	767
Personnel Expenditures		111,328	113,200	113,446	112,307	111,457	113,012	118,987
% Increase from Prior Year Actual		46.50%	1.68%	1.90%	-1.00%	-1.75%	1.40%	6.76%
3401.1320	Other Professional Services	2,456	3,000	-	1,500	1,500	1,000	1,000
3401.1343	Contracted Repair/Maint.	2,129	9,100	1,800	7,600	4,600	7,000	7,000
3401.1531	Telephone	3,974	3,000	3,610	3,000	3,200	1,825	1,825
3401.1540	Advertising	156	800	-	500	250	500	500
3401.1550	Printing, forms, etc.	20	4,500	-	4,500	1,000	4,000	4,000
3401.1571	Subscriptions	-	500	-	500	500	500	500
3401.1580	Meetings	2,276	1,500	790	1,500	250	1,200	1,200
3401.1581	Training	1,065	1,000	-	800	200	800	800
3401.1612	Operating Supplies	4,397	8,000	2,849	7,000	1,200	6,800	6,800
3401.1626	CERF fuel charges		1,600	-	1,440	1,440	1,440	1,440
3401.1668	OEM Grant Expenses	10,532	13,000	15,423	12,000	4,500	12,000	12,000
3401.1684	Emergency Response Equipment	9,246	8,000	2,610	2,000	500	2,000	2,000
3401.1694	Computer Equipment & Software	-	1,500	29	1,000	500	1,000	1,000
3401.1696	Furniture	-	500	-	500	500	400	400
3401.1930	CERF maint & repair charges		700	-	630	630	630	630
Operating Expenditures		36,251	56,700	27,111	44,470	20,770	41,095	41,095
% Increase from Prior Year Actual		-6.86%	56.41%	-25.21%	64.03%	-23.39%	97.86%	97.86%
<b>Emergency Management Total</b>		<b>147,579</b>	<b>169,900</b>	<b>140,557</b>	<b>156,777</b>	<b>132,227</b>	<b>154,107</b>	<b>160,082</b>
% Increase from Prior Year Actual		28.43%	15.13%	-4.76%	11.54%	-5.93%	16.55%	21.07%

**GENERAL FUND**

Account #	Account Description	2009 Actual	2010 Budget	2010 Actual	2011 Budget	2011 Estimate	2012 Request	2012 Proposed
<b>VETERANS SERVICES OFFICE (Aux Svcs)</b>								
5504.1110	Regular Salaries	42,031	41,870	42,046	42,245	42,245	42,245	43,098
5504.1120	Temporary Salaries	2,430	4,126	3,034	4,076	2,800	3,500	3,500
5504.1150	Other Compensation Items	805	419	-	211	-	211	215
5504.1210	Health Insurance	9,800	10,715	10,736	13,724	12,663	13,724	13,733
5504.1220	FICA	3,032	3,551	2,973	3,560	3,446	3,516	3,581
5504.1230	Retirement	2,102	2,094	2,102	2,112	2,112	2,171	2,586
5504.1275	Cell Phone Allowance					270	696	696
	Personnel Expenditures	60,200	62,775	60,892	65,928	63,536	66,063	67,409
	% Increase from Prior Year Actual	17.83%	4.28%	1.15%	8.27%	4.34%	3.98%	6.10%
5504.1441	Building Rent	2,412	4,000	2,500	3,300	3,000	3,000	3,000
5504.1531	Telephone	805	1,100	817	840	780	409	409
5504.1560	Postage & box rent					1,020	1,000	1,000
5504.1580	Meetings	2,686	3,700	1,647	3,100	1,000	2,000	2,000
5504.1581	Training	50						
5504.1612	Operating Supplies	2,865	3,000	3,347	3,000	2,600	3,000	3,000
	Operating Expenditures	8,818	11,800	8,310	10,240	11,400	12,409	12,409
	% Increase from Prior Year Actual	63.96%	33.82%	-5.76%	23.23%	37.19%	8.85%	8.85%
	<b>Veterans Services Office Total</b>	<b>69,017</b>	<b>74,575</b>	<b>69,202</b>	<b>76,168</b>	<b>74,936</b>	<b>78,472</b>	<b>79,818</b>
	% Increase from Prior Year Actual	22.22%	8.05%	0.27%	10.07%	8.29%	4.72%	6.52%

**GENERAL FUND**

Account #	Account Description	2009 Actual	2010 Budget	2010 Actual	2011 Budget	2011 Estimate	2012 Request	2012 Proposed
<b>PUBLIC SERVICE AGENCY (Community Programs)</b>								
6100.1883	Initiative Funding - Unallocated		5,000	-			(325,196)	
4500.1895	Recycling Initiatives	326						
6100.1822	Adult Education Center	9,000	6,750	6,750	6,075	6,075	7,000	5,771
6100.1888	Adult Education Center (GED Program)		8,910	8,910	8,019	8,019	8,500	7,618
	Adult Education Center (Ready for Release Program)						8,500	-
6100.1834	Alternative Horizons	2,000	1,800	1,800	1,600	1,600	1,520	1,520
6100.1829	American Red Cross	5,500	2,500	2,500	2,250	2,250	8,000	2,138
6100.1801	ARU Detox Center	91,407	85,694	85,694	85,694	85,694	85,694	85,694
6100.1828	Axis Health System (operational support) for	150,000	150,000	150,000	141,444	141,444	150,000	147,145
6100.1828	Axis Health System (working pool sliding scale)	72,480	65,232	65,232	58,709	58,709	58,709	55,774
6100.1828	Axis Health System (post crisis Trans.	45,200	40,680	40,680	36,612	36,612	40,680	34,781
6100.1803	Community Connections	41,359	39,291	39,291	39,200	39,200	68,000	39,200
6100.1848	DATO--Lodger's Tax Collection	168,087	160,000	180,453	180,000	155,000	155,000	155,000
6100.1805	Durango Community Access Television	30,000	6,000	6,000	-	-		
6100.1806	Durango Chamber						5,000	-
6100.1879	Durango Discovery Museum	15,000	7,500	7,500	3,250	3,250	5,000	1,625
	Durango Food Bank						10,000	10,000
6100.1889(b)	Durango Independent Film Festival	1,000	-	-				
6100.1844	Dgo Latino Education Coalition (Del Alma)	3,000	1,000	1,000	900	900	4,000	450
6100.1880	Durango Nature Studies	10,000	1,500	1,500	750	750	5,000	375
6100.1890	Eye and Ear Program		2,000	2,000				
6100.1817	Fair Board	18,375	16,538	16,538	14,884	14,884	20,000	14,140
6100.1889(c)	Fort Lewis Concert Hall	2,500	-	-	-	-		
6100.1818	Fort Lewis Small Business Development		4,750	4,750	4,500	4,500	5,000	4,275
6100.1812	Four Corners Office of Resource Efficiency	65,000	62,000	62,000	55,800	55,800	53,000	27,900
6100.1882	Habitat for Humanity	5,000	4,000	4,000	-	-	15,000	-
6100.1827	Housing Solutions for the Southwest	20,500	19,475	19,475	17,528	17,528	19,000	16,652
6100.1823	Humane Society-Animal Control	170,656	162,123	162,123	162,123	162,123	162,123	162,123
6100.1802	Humane Society-Shelter Operations	88,580	84,580	84,580	84,580	84,580	84,580	84,580
6100.1889(d)	KDUR Community Radio	-	500	500	-	-		
6100.1853	La Plata County Historical Society	2,138	1,500	1,500	750	750	1,500	375
6100.1883	La Plata County Special Events	8,240						
6100.1825	La Plata Economic Development (LEAD)	20,000	19,000	19,000	60,000	60,000	60,000	60,000
6100.1815	La Plata Family Centers Coalition	4,725	2,000	2,000	1,800	1,800	2,000	1,710
6100.1851	La Plata Open Space Conservancy	37,000	9,250	9,250	4,625	4,625	27,000	2,313
6100.1840	La Plata Youth Services	71,108						
6100.1852	Leadership La Plata	750	750	750	-	-	759	-
6100.1810	Library--Durango Public	835,780	888,267	819,600	881,612	881,612	912,414	912,414

**GENERAL FUND**

<b>Account #</b>	<b>Account Description</b>	<b>2009 Actual</b>	<b>2010 Budget</b>	<b>2010 Actual</b>	<b>2011 Budget</b>	<b>2011 Estimate</b>	<b>2012 Request</b>	<b>2012 Proposed</b>
6100.1820	Library--FLM & Sunnyside	99,147	105,175	99,006	102,535	102,535	102,535	102,535
6100.1898	Living with Wildlife Advisory Board		9,563	9,461	4,304	4,304	5,300	2,152
6100.1885	Look Local First Campaign	10,000	10,000	10,000	9,000	9,000	5,000	-
6100.1855	Manna - Durango Soup Kitchen		9,500	9,500	8,550	8,550	10,000	8,123
6100.1859	Mercy Health Foundation--Mercy Project	33,075						
6100.1867	Mercy Health Found.-- Health Service	125,000	118,750	118,750	33,500	33,500	35,000	33,500
6100.1847	Music in the Mountains	1,500						
6100.1887	Our Sister's Keeper	2,000	1,500	1,500				
6100.1881	Pine River Learning Center	4,357	3,268	3,268	1,634	1,634	2,000	1,552
6100.1839	Recreation Scholarships	9,856	12,000	9,809	12,450	12,450	12,450	6,225
6100.1826	Region 9 Economic Development District	6,919	6,573	6,573	6,919	6,919	7,074	7,074
6100.1842	Regional Housing Alliance	203,941	197,169	197,169	177,452	177,452	174,827	174,827
6100.1897	S.U.C.A.P. Ignacio Senior Services	10,000	28,193	28,193	32,911	32,911	37,098	31,265
6100.1831	S.U.C.A.P. Transit	50,983	48,434	48,434	42,309	42,309	45,038	42,309
	S.U.C.A.P. Collaborative Mental Health Enhancement						25,000	-
	San Juan Basin Area Agency on Aging						5,458	1,000
6100.1808	San Juan Basin Health (Health & Welfare)	444,272	444,272	444,272	444,272	444,272	444,272	444,272
6100.1899	San Juan Mountains Association				2,500	2,500	4,500	1,250
6100.1819	San Juan RC&D (sponsorship dues)	200	200	200	180	180	250	90
6100.1854	Sexual Assault Services Organization (SASO)	3,000						
6100.1814	Southwest Center for Independence	3,612	3,500	3,500	1,750	1,750	2,000	1,663
6100.1850	VOA Community Homeless Shelter	18,000	18,000	18,000	16,200	16,200	18,000	16,200
6100.1804	VOA Southwest Safehouse (operational su	18,000	18,000	18,000	16,200	16,200	18,000	16,200
6100.1857	Southwest Conservation Corps	1,500	-	-	2,000	2,000	3,000	1,000
6100.1836	SW Transportation Planning	1,127	1,071	1,071	1,127	1,127	1,127	1,127
6100.1837	Useful Public Service	31,794	42,000	99,530	42,000	42,000	50,000	50,000
6100.1858	Violence Prevention Coalition	2,500	9,018	9,018	8,116	8,116	8,116	7,710
6100.1856	Wildlife Services Contract/LWAB	32,403	20,000	20,000	20,000	20,000	26,172	20,000
6100.1830	Women's Resource Center	2,520						
	<b>Public Service Agency Total</b>	<b>3,110,415</b>	<b>2,964,774</b>	<b>2,960,629</b>	<b>2,838,614</b>	<b>2,813,614</b>	<b>2,700,000</b>	<b>2,803,647</b>
	% Increase from Prior Year Actual	2.20%	-4.68%	-4.82%	-4.12%	-4.97%	-4.04%	-0.35%

**GENERAL FUND**

Account #	Account Description	2009 Actual	2010 Budget	2010 Actual	2011 Budget	2011 Estimate	2012 Request	2012 Proposed
PLANNING (Auxiliary Services)								
5200.1110	Regular Salaries	949,883	1,013,147	911,544	914,384	751,404	742,631	691,987
5200.1120	Temporary Salaries	37,393	20,000	26,532	20,000	10,205	20,000	18,000
5200.1130	Overtime-Permanent	8,780	7,500	6,931	7,500	5,317	6,500	6,500
5200.1150	Other Compensation Items	4,772	10,131	4,867	4,572	668	3,713	3,460
5200.1210	Health Insurance	104,910	122,388	108,521	133,580	93,065	109,202	95,314
5200.1220	FICA Taxes	74,085	80,385	70,049	72,404	58,721	59,123	55,076
5200.1230	Retirement	52,372	56,128	51,059	51,224	43,369	42,188	41,101
5200.1275	Cell Phone Allowance					1,175	1,729	1,729
5200.1292	Relocation Cost Reimbursement	700						
	Personnel Expenditures	1,232,894	1,309,679	1,179,502	1,203,663	963,923	985,086	913,167
	% Increase from Prior Year Actual	19.40%	6.23%	-4.33%	2.05%	-18.28%	2.20%	-5.27%
5200.1319	Community Comprehensive Plan	136,375	233,600	142,164	145,000	50,000	10,000	-
	Code Development Project				0	590	94,500	94,500
	La Posta Area Planning							100,000
5200.1320	Other Professional Services	880	12,500	12,574	12,500	8,063	12,000	10,000
5200.1326	Consultants	213,134	50,000	14,438	210,000	80,000	200,000	50,000
5200.1327	Surveyor Plat Review Charges	12,220	20,000	8,820	13,000	7,000	10,000	7,000
5200.1341	Software Maintenance	-	7,100	7,263	12,725	12,725	14,500	12,725
5200.1343	Contracted Repair/Maint.	2,857	4,500	1,800	4,500	3,500	4,500	4,500
5200.1345	Microfilming Services	21,268	35,000	4,660	15,000	12,000	15,000	15,000
5200.1531	Telephone	1,018	1,366	1,634	1,366	800	75	75
5200.1540	Advertising	3,124	3,000	2,258	3,000	2,500	3,000	3,000
5200.1560	Postage				7,000	4,500	5,800	5,800
5200.1570	Memberships/Registration Fee	3,663	4,000	4,201	4,000	2,800	3,200	3,200
5200.1571	Dues and Subscriptions	710						
5200.1580	Meetings	3,477	4,000	2,590	2,500	1,000	1,500	1,500
5200.1581	Training	8,775	10,000	7,511	5,000	2,500	4,000	4,000
5200.1612	Operating Supplies	13,185	10,000	10,175	10,000	7,000	8,500	8,500
5200.1626	CERF fuel charges	879	1,814	914	962	1,000	1,508	1,508
5200.1694	Computer Equip. & Software	7,526	7,500	8,829	2,500	350	5,000	2,500
5200.1696	Furniture	9,868	3,000	112	1,000	-	750	750
5200.1930	CERF maint & repair charges	715	475	475	419	420	195	195
5200.1931	CERF rental charges	4,680	4,188	4,188	2,724	2,724	2,179	2,179
5200.1932	CERF Administrative Fee	264	264	264	-	-	-	-
	Operating Expenditures	444,619	412,307	234,868	453,196	199,472	396,207	326,932
	% Increase from Prior Year Actual	10.75%	-7.27%	-47.18%	92.96%	-15.07%	98.63%	63.90%
	<b>Planning Total</b>	<b>1,677,513</b>	<b>1,721,986</b>	<b>1,414,370</b>	<b>1,656,859</b>	<b>1,163,395</b>	<b>1,381,293</b>	<b>1,240,099</b>
	% Increase from Prior Year Actual	16.98%	2.65%	-15.69%	17.14%	-17.74%	18.73%	6.59%

**GENERAL FUND**

Account #	Account Description	2009 Actual	2010 Budget	2010 Actual	2011 Budget	2011 Estimate	2012 Request	2012 Proposed
<b>EXTENSION SERVICES (Aux Svcs)</b>								
5100.1110	Regular Salaries	1,737		-	-			
5100.1120	Temporary Salaries	23,920	2,000	2,000	-			
5100.1130	Overtime	1,350						
5100.1150	Other Compensation Items	-						
5100.1210	Health Insurance	479		4				
5100.1220	FICA Taxes	2,063	153	153				
5100.1230	Retirement	87						
5100.1129	Contract Employment	26,323	34,700	31,500	40,147	41,600	40,147	43,417
Personnel Expenditures		55,959	36,853	33,657	40,147	41,600	40,147	43,417
% Increase from Prior Year Actual		-17.68%	-34.14%	-39.85%	19.28%	23.60%	-3.49%	4.37%
5100.1531	Telephone		1,742	2,542	2,500	2,500	2,570	2,570
5100.1551	Photocopy	2,119	3,000	2,265	2,500	2,500	2,500	2,500
5100.1560	Postage, Box Rent, etc.	3,648	3,500	809	2,000	750	1,000	1,000
5100.1570	Memberships	1,040	1,000	751	1,000	1,000	800	800
5100.1580	Meetings			156	-			
5100.1581	Training	3,406	7,500	4,045	5,000	2,000	4,800	4,800
5100.1612	Operating Supplies	2,841	2,500	2,354	2,000	2,000	2,000	2,000
5100.1626	CERF fuel charges	3,116	5,292	3,941	4,736	4,736	5,655	5,655
5100.1659	Educational Supplies	3,413	3,500	1,509	2,500	2,300	2,000	2,000
5100.1694	Computer Equip. & Software	108	3,000	2,896	1,000	1,000	900	900
5100.1930	CERF maint & repair charges	1,216	3,033	3,033	1,579	1,579	2,421	2,421
5100.1931	CERF rental charges	5,739	8,327	8,340	13,408	13,408	12,669	12,669
5100.1932	CERF Administrative Fee	396	396	396	-	-	-	-
Operating Expenditures		27,044	42,790	33,036	38,223	33,773	37,315	37,315
% Increase from Prior Year Actual		-38.59%	58.23%	22.16%	15.70%	2.23%	10.49%	10.49%
<b>Total Extension Office</b>		<b>83,002</b>	<b>79,643</b>	<b>66,693</b>	<b>78,370</b>	<b>75,373</b>	<b>77,462</b>	<b>80,732</b>
% Increase from Prior Year Actual		-25.90%	-4.05%	-19.65%	17.51%	13.02%	2.77%	7.11%

**GENERAL FUND**

Account #	Account Description	2009 Actual	2010 Budget	2010 Actual	2011 Budget	2011 Estimate	2012 Request	2012 Proposed
<b>FAIRGROUNDS (Auxiliary Services)</b>								
5000.1110	Regular Salaries	353,979	381,754	352,406	369,088	366,810	367,952	375,336
5000.1120	Temporary Salaries	14,931	15,000	9,544	1,000	1,129	1,000	1,000
5000.1130	Overtime - Regular	927	1,500	203	-	-		
5000.1150	Other Compensation Items	3,364	3,818	3,364	1,845	-	1,840	1,877
5000.1210	Health Insurance	60,506	69,859	61,181	81,238	68,548	74,062	74,085
5000.1220	FICA Taxes	27,213	30,759	26,900	28,453	28,147	28,366	28,933
5000.1230	Retirement	18,708	20,373	18,720	19,242	19,523	19,629	20,848
5000.1275	Cell Phone Allowance					758	910	910
Personnel Expenditures		479,627	523,063	472,317	500,866	484,916	493,759	502,989
% Increase from Prior Year Actual		4.72%	9.06%	-1.52%	6.04%	2.67%	1.82%	3.73%
5000.1326	Consultants	146	12,500	348	10,000	-	9,500	9,500
5000.1341	Software Maintenance	1,890	1,890	1,890	1,890	1,890	1,896	1,896
5000.1343	Other Contracted Services	2,238	2,000	1,776	1,500	500	1,000	1,000
5000.1350	Vehicle Maintenance & Repair	500		1,000				
5000.1420	Trash & Cleaning	14,278	10,000	6,133	9,500	4,000	6,000	6,000
5000.1422	Snow Removal Costs			15,400				
5000.1430	Repair & Maintenance	88,015	70,000	69,477	60,000	55,000	55,000	55,000
5000.1531	Telephone	7,276	5,000	4,338	5,000	4,000	3,745	3,745
5000.1570	Memberships/Registration Fee	116	200	100	200	200	200	200
5000.1581	Training	458	1,000	619	200	750	800	800
5000.1612	Operating Supplies	6,336	6,000	4,666	5,000	5,000	5,000	5,000
5000.1613	Repair & Maintenance Materials	35						
5000.1617	Janitorial Supplies	7,023	6,000	7,520	6,000	6,000	6,000	6,000
5000.1620	Utilities	116,200	150,000	117,859	140,000	120,000	120,000	120,000
5000.1626	CERF fuel charges	7,471	5,253	11,657	8,663	8,663	14,238	14,238
5000.1915	Event Production Fund	2,500	2,500	2,500	2,500	2,500	2,500	2,500
5000.1930	CERF maint & repair charges	18,144	16,163	16,163	24,704	24,704	20,763	20,763
5000.1931	CERF rental charges	33,588	29,592	29,592	28,506	28,506	28,288	28,288
5000.1932	CERF Administrative Fee	1,980	2,122	1,969	-	-	-	-
Operating Expenditures		308,193	320,220	293,007	303,663	261,713	274,930	274,930
% Increase from Prior Year Actual		-8.55%	3.90%	-4.93%	3.64%	-10.68%	5.05%	5.05%
<b>Fairgrounds Total</b>		<b>787,821</b>	<b>843,283</b>	<b>765,324</b>	<b>804,529</b>	<b>746,629</b>	<b>768,689</b>	<b>777,919</b>
% Increase from Prior Year Actual		-0.90%	7.04%	-2.86%	5.12%	-2.44%	2.95%	4.19%

**GENERAL FUND**

<b>Account #</b>	<b>Account Description</b>	<b>2009 Actual</b>	<b>2010 Budget</b>	<b>2010 Actual</b>	<b>2011 Budget</b>	<b>2011 Estimate</b>	<b>2012 Request</b>	<b>2012 Proposed</b>
<b>CONSERVATION TRUST FUNDS* (Comm Prog)</b>								
	Fairgrounds Improvements							
6102.4516	Payment to Joint Recreation Fund	100,000	-	-	-			
6102.2501	Park/Recreation Facilities (Oth PSAs)	50,000	-	-	-			
	Bayfield Parks & Recreation	50,000						
	<b>Conservation Trust Total</b>	<b>150,000</b>	-	-	-			
	<b>% Increase from Prior Year Actual</b>	<b>-5.81%</b>	<b>-100.00%</b>	<b>-100.00%</b>	<b>#DIV/0!</b>			

**GENERAL FUND**

<b>Account #</b>	<b>Account Description</b>	<b>2009 Actual</b>	<b>2010 Budget</b>	<b>2010 Actual</b>	<b>2011 Budget</b>	<b>2011 Estimate</b>	<b>2012 Request</b>	<b>2012 Proposed</b>
<b>FEDERAL &amp; STATE PASS-THROUGH (Comm Programs)</b>								
6100.1841	CDBG revolving grant funds	932,823	906,372	727,103	900,000	271,351	500,000	500,000
6100.1861	GOCO funds passed through							
6100.1866	Juvenile Accountability Block Grnt (Oth PSAs)							
6100.1886	Pass-through of New Energy Community F	84,250	427,500	101,810	232,750	40,000	275,000	275,000
6100.1896	Pass-through of Climate Showcase Grant				132,626	132,626	-	367,375
	<b>Pass-Through Total</b>	<b>1,017,073</b>	<b>1,333,872</b>	<b>828,913</b>	<b>1,265,376</b>	<b>443,977</b>	<b>775,000</b>	<b>1,142,375</b>
	<b>% Increase from Prior Year Actual</b>	<b>225.48%</b>	<b>31.15%</b>	<b>-18.50%</b>	<b>52.65%</b>	<b>-46.44%</b>	<b>74.56%</b>	<b>157.30%</b>

**GENERAL FUND**

Account #	Account Description	2009 Actual	2010 Budget	2010 Actual	2011 Budget	2011 Estimate	2012 Request	2012 Proposed
<b>WEED MANAGEMENT (Auxiliary Services)</b>								
5102.1110	Regular Salaries	48,729	48,378	46,739	48,752	48,752	48,752	49,727
5102.1120	Temporary Salaries	33,939	25,000	24,837	25,000	21,613	25,000	25,000
5102.1130	Overtime	23						
5102.1150	Other Compensation Items	-	484	-	244	-	244	249
5102.1210	Health Insurance	7,905	8,623	8,644	10,751	10,062	10,751	10,755
5102.1220	FICA Taxes	5,855	5,650	5,778	5,661	5,383	5,661	5,736
5102.1230	Retirement	3,885	3,870	3,733	3,900	3,900	3,900	3,978
5102.1123	Forest Service Weed Project			8,126	23,000	19,451	23,000	23,000
Personnel Expenditures		100,337	92,005	97,858	117,308	109,161	117,308	118,445
% Increase from Prior Year Actual		20.32%	-8.30%	-2.47%	19.88%	11.55%	7.46%	8.50%
5101.1612	Cost Share Operating Supplies (Pub Safety)	43,017	-		-			
5102.1320	Other Professional Services	-	500	350	500	500	500	500
5102.1349	Equipment Repair	-	500	-	500	500	500	500
5102.1455	Weed Control	48,771	50,000	42,769	45,000	40,000	40,000	40,000
5102.1531	Telephone		400	354	400	400	25	25
5102.1560	Postage	-	300	-	300	300	300	300
5102.1571	Dues/Subscriptions	150	100	110	50	50	50	50
5102.1580	Meetings	153	-		-	-	-	-
5102.1581	Training	981	1,000	544	500	500	500	500
5102.1612	Operating Supplies	85	1,000	217	1,000	1,000	500	500
5102.1626	CERF fuel charges	1,131	1,470	1,144	1,480	1,480	1,885	1,885
5102.1659	Education Materials	666	1,200	-	1,000	1,000	1,000	1,000
5102.1688	Forest Service Weed Project			9,964	53,050	53,050	53,050	53,050
5102.1930	CERF maint & repair charges	185	96	96	110	110	109	109
5102.1931	CERF rental charges	6,552	6,148	6,144	5,328	5,328	4,509	4,509
5102.1932	CERF Administrative Fee	132	132	132	-	-	-	-
Operating Expenditures		101,823	62,846	61,823	109,218	104,218	102,928	102,928
% Increase from Prior Year Actual		28.20%	-38.28%	-39.28%	76.66%	68.57%	-1.24%	-1.24%
<b>Weed Management Total</b>		<b>202,160</b>	<b>154,851</b>	<b>159,681</b>	<b>226,526</b>	<b>213,379</b>	<b>220,236</b>	<b>221,373</b>
% Increase from Prior Year Actual		24.16%	-23.40%	-21.01%	41.86%	33.63%	3.21%	3.75%

**GENERAL FUND**

Account #	Account Description	2009 Actual	2010 Budget	2010 Actual	2011 Budget	2011 Estimate	2012 Request	2012 Proposed
<b>SENIOR SERVICES - JOINT SALES TAX (Aux Svcs)</b>								
5500.1110	Regular Salaries	302,238	290,496	288,303	291,267	291,873	290,522	300,741
5500.1120	Temporary Salaries	50,905	50,500	51,836	50,500	52,412	50,500	50,500
5500.1130	Overtime	-	1,000	-	500	-	475	475
5500.1150	Other Compensation Items	-	2,905	-	1,456	168	1,453	1,504
5500.1210	Health Insurance	42,301	45,515	45,647	61,703	50,168	52,053	63,233
5500.1220	FICA Taxes	26,258	26,385	25,095	26,295	26,351	26,236	27,021
5500.1230	Retirement	16,625	16,702	16,571	16,757	16,860	16,571	17,697
5500.1275	Cell Phone Allowance					395	667	667
5500.1293	Awards Programs and events	978	3,000	2,460	2,700	2,700	2,600	2,600
Personnel Expenditures		439,306	436,503	429,911	451,178	440,927	441,077	464,438
% Increase from Prior Year Actual		9.63%	-0.64%	-2.14%	4.95%	2.56%	0.03%	5.33%
5500.1320	Other Professional Services (Home Chore)	2,287	2,000	200	1,800	1,800	1,700	1,700
5500.1343	Contracted Services				14,580	9,209		
5500.1425	Senior Activities			879				
5500.1430	Repair & Maintenance	15,553	13,500	13,470	11,000	11,000	10,000	10,000
5500.1531	Telephone	3,767	3,300	3,483	2,970	2,970	2,545	2,545
5500.1550	Printing, Forms, etc.	979	1,500	1,554	4,305	1,350	1,350	1,350
5500.1551	Photocopy	3,672	3,600	3,158	3,600	3,600	3,600	3,600
5500.1560	Postage	53	350	-	315	315	300	300
5500.1580	Meetings	1,149	600	795	540	540	500	500
5500.1581	Training	2,208	3,000	2,340	2,700	2,700	2,500	2,500
5500.1587	CO Trust Healthy Aging Initiative Grant	58,767	63,856	58,440	30,500	40,447		
5500.1595	Senior Services -- Home Chore	3,522	4,500	6,251	4,050	4,050	3,000	3,000
5500.1596	Senior Services -- Outreach	205	-	142				
5500.1597	Senior Services -- Durango Nutrition	110,598	91,500	81,931	82,925	82,925	82,100	82,100
5500.1612	Operating Supplies	4,618	5,000	3,883	3,870	3,870	3,870	3,870
5500.1617	Janitorial Supplies	2,209	3,500	2,810	3,150	3,150	3,000	3,000
5500.1620	Utilities	24,267	23,000	21,574	20,700	20,700	21,000	21,000
5500.1626	CERF fuel charges	5,565	9,114	8,497	7,892	7,892	10,691	10,691
5500.1694	Computer equip. & software	-	1,500	2,544	1,350	1,350	1,500	1,500
5500.1695	Operating Equipment	140	2,000	1,422	1,800	1,800	1,000	1,000
5500.1696	Furniture	-	3,500	1,198	3,150	3,150	3,000	3,000
5500.1930	CERF maint & repair charges	9,067	5,500	4,975	3,208	3,208	5,140	5,140
5500.1931	CERF rental charges	40,764	29,812	29,808	25,555	25,555	21,869	21,869
5500.1932	CERF Administrative Fee	528	528	528	-	-	-	-
5500.2402	Senior Services Capital	77,810	-				12,702	12,702
Operating Expenditures		367,728	271,160	249,883	229,960	231,581	191,367	191,367
% Increase from Prior Year Actual		-7.38%	-26.26%	-32.05%	-7.97%	-7.32%	-17.36%	-17.36%
<b>Senior Services Total - JST</b>		<b>807,034</b>	<b>707,663</b>	<b>679,794</b>	<b>681,139</b>	<b>672,507</b>	<b>632,444</b>	<b>655,805</b>

**GENERAL FUND**

Account #	Account Description	2009 Actual	2010 Budget	2010 Actual	2011 Budget	2011 Estimate	2012 Request	2012 Proposed
<b>SENIOR SERVICES - NON JOINT SALES TAX (Aux Svcs)</b>								
5501.1110	Regular Salaries	13,356	12,851	12,885	12,953	11,566	12,861	19,181
5501.1120	Temporary Salaries	20,662	18,000	21,298	18,000	17,039	18,000	18,000
5501.1150	Other Compensation Items		129	-	65	-	64	96
5501.1210	Health Insurance	2,380	2,541	2,547	3,397	2,406	2,905	2,830
5501.1220	FICA Taxes	2,524	2,370	2,533	2,373	2,188	2,366	2,852
5501.1230	Retirement	724	725	726	730	667	721	1,138
5501.1275	Cell Phone Allowance					20	35	35
	<b>Personnel Expenditures</b>	<b>39,646</b>	<b>36,616</b>	<b>39,990</b>	<b>37,518</b>	<b>33,886</b>	<b>36,952</b>	<b>44,132</b>
	% Increase from Prior Year Actual	171.72%	-7.64%	0.87%	-6.18%	-15.26%	9.05%	30.24%
5501.1343	Contracted Services				12,420	7,845		
5501.1593	Senior Meals - Bayfield	4,440	20,000	23,407	22,000	22,000	22,000	22,000
5501.1594	Senior Services - SUCAP	42,853	24,338	24,514	26,720	26,720	25,000	25,000
5501.1598	Senior Meals - Allison	-	800	750	800	800	800	800
5501.1612	Operating Supplies	747	3,000	2,742	2,700	2,700	2,700	2,700
5501.1626	CERF fuel charges				1,284	1,284	2,881	2,881
5501.1930	CERF maint & repair charges				1,493	1,493	402	402
5501.1931	CERF rental charges				8,260	8,260	7,343	7,343
	<b>Operating Expenditures - Non JST</b>	<b>48,041</b>	<b>48,138</b>	<b>51,412</b>	<b>75,677</b>	<b>71,102</b>	<b>61,126</b>	<b>61,126</b>
	% Increase from Prior Year Actual	-28.95%	0.20%	7.02%	47.20%	38.30%	-14.03%	-14.03%
	<b>Grand Total Senior Services</b>	<b>894,720</b>	<b>792,417</b>	<b>771,196</b>	<b>794,333</b>	<b>777,496</b>	<b>730,521</b>	<b>761,063</b>
	% Increase from Prior Year Actual	1.68%	-11.43%	-13.81%	3.00%	0.82%	-6.04%	-2.11%

**GENERAL FUND**

Account #	Account Description	2009 Actual	2010 Budget	2010 Actual	2011 Budget	2011 Estimate	2012 Request	2012 Proposed
SUSTAINABILITY OFFICE (Administration)								
4500.1110	Salaries-regular employees	84,904	81,293	81,620	69,538	53,015	-	-
4500.1150	Other compensation items	2,150	813	-	408	-	-	-
4500.1210	Group insurance	8,058	8,763	8,785	10,899	4,658	-	-
4500.1220	FICA Taxes	6,406	6,281	5,931	5,351	3,905	-	-
4500.1230	Retirement contributions	6,792	6,503	6,530	5,927	4,241	-	-
Personnel Expenditures		108,310	103,653	102,865	92,124	65,819	-	-
% Increase from Prior Year Actual		62.38%	-4.30%	-5.03%	-10.44%	-36.01%	-100.00%	-100.00%
4500.1320	Other Professional Services	21,513	5,000	600	-	-	-	-
4500.1412	Convenience center operating contract	19,987	25,000	21,269	-	-	-	-
4500.1469	Grading and maintenance	-	3,000	-	-	-	-	-
4500.1531	Telephone	117	1,504	297	-	-	-	-
4500.1540	Advertising	1,393	4,500	2,445	3,000	200	-	-
4500.1571	Dues and subscriptions			-	1,200	1,200		
4500.1580	Meetings	100	1,500	23	-	-	-	-
4500.1581	Training	202	2,000	50	2,000	-	-	-
4500.1612	Operating supplies	-	500	-	500	50	-	-
	Hazardous Waste Roundup	56,815	80,000	47,986	-	-	-	-
4500.1685								
4500.1695	Spill Prevention System at Bayfield					-	-	-
4500.1895	Recycling Initiatives		39,500	421	14,000	-		
Operating Expenditures		100,126	162,504	73,089	20,700	1,450	-	-
% Increase from Prior Year Actual		-30.63%	62.30%	-27.00%	-71.68%	-98.02%	-100.00%	-100.00%
<b>Sustainability Office Total</b>		<b>208,437</b>	<b>266,157</b>	<b>175,954</b>	<b>112,824</b>	<b>67,269</b>	<b>-</b>	<b>-</b>
% Increase from Prior Year Actual		-1.23%	27.69%	-15.58%	-35.88%	-61.77%	-100.00%	-100.00%

**GENERAL FUND**

Account #	Account Description	2009 Actual	2010 Budget	2010 Actual	2011 Budget	2011 Estimate	2012 Request	2012 Proposed
<b>WASTE MANAGEMENT AND LANDFILL CLOSURE</b>								
4550.132	Other Professional Services				9,000	8,000	22,000	31,000
4550.1412	Convenience center operating contract				29,000	26,000	43,000	43,000
4550.1415	Tipping Fees -- Arboles							
4550.1469	Grading and maintenance				270,000	50,000	-	-
4550.1470	Grading and maintenance-Durango landfill							125,000
4550.1471	Grading and maintenance-other landfills							125,000
4550.1475	Monitoring and groundwater testing-Durango landfill							45,000
4550.1476	Monitoring and groundwater testing-other landfills				90,000	80,000		45,000
4550.1531	Telephone						-	-
4550.1540	Advertising						-	-
4550.1550	Printing							
4550.1580	Meetings						-	-
4550.1581	Training						-	-
4550.1612	Operating supplies						-	-
4550.1652	Clothing & Uniforms							
	Hazardous Waste Roundup						75,000	75,000
4550.1685								
4550.1695	Spill Prevention System at Bayfield						-	-
4550.1895	Recycling Initiatives				-	-	-	-
Operating Expenditures		-	-	-	398,000	164,000	140,000	489,000
% Increase from Prior Year Actual							-14.63%	198.17%
<b>Waste Management/Landfill Closure Tot:</b>		<b>-</b>	<b>-</b>	<b>-</b>	<b>398,000</b>	<b>164,000</b>	<b>140,000</b>	<b>489,000</b>
% Increase from Prior Year Actual							-14.63%	198.17%

**GENERAL FUND**

Account #	Account Description	2009 Actual	2010 Budget	2010 Actual	2011 Budget	2011 Estimate	2012 Request	2012 Proposed
<b>PAYMENTS TO OTHER AGENCIES/FUNDS</b>								
0000.4512	Payment to the City of Durango-JST (Community Programs)	924,360	972,847	904,180	881,612	875,761	873,797	873,797
10.49114	Pmt to District Attorney Fund (Public	1,260,367	1,384,102	1,313,035	1,355,487	1,325,910	1,476,520	1,424,489
	<b>Total Payments to Other Agencies</b>	<b>2,184,727</b>	<b>2,356,948</b>	<b>2,217,215</b>	<b>2,237,099</b>	<b>2,201,671</b>	<b>2,350,317</b>	<b>2,298,286</b>
	% Increase from Prior Year Actual	4.49%	7.88%	1.49%	0.90%	-0.70%	6.75%	4.39%
<b>TRANSFERS TO OTHER FUNDS</b>								
10.49118	Transfer to Tribal Impact							
10.49111	Transfer to Road & Bridge*	8,000,000	2,500,000	2,500,000	2,500,000	2,500,000	2,500,000	2,770,000
10.49161	Transfer to Landfill*	50,000	100,000	100,000	-	-	-	-
10.49116	Transfer to Joint Sales Tax*	1,816,470	1,729,726	1,998,874	-	-	-	-
10.49155	Transfer to Finance Authority Debt Service	466,000	471,256	471,256	471,103	471,103	921,765	921,765
10.49140	Transfer to Capital Improvement Fund*	1,500,000	1,500,000	1,500,000	2,000,000	2,000,000	2,000,000	2,000,000
	<b>Total Transfers Out</b>	<b>11,832,470</b>	<b>6,300,982</b>	<b>6,570,130</b>	<b>4,971,103</b>	<b>4,971,103</b>	<b>5,421,765</b>	<b>5,691,765</b>
	% Increase from Prior Year Actual	5.21%	-46.75%	-44.47%	-24.34%	-24.34%	9.07%	14.50%
10.1960	General Budget Contingency		726,186	-	567,974	-	334,780	334,780
10.1962	Environmental Contingency		-	-	700,000			
	<b>GENERAL FUND TOTAL EXPENDITURES</b>	<b>45,905,539</b>	<b>44,553,977</b>	<b>40,990,809</b>	<b>42,079,996</b>	<b>37,679,358</b>	<b>40,017,700</b>	<b>40,764,964</b>
	% Increase from Prior Year Actual	7.55%	-2.94%	-10.71%	2.66%	-8.08%	6.21%	8.19%
	<b>Beginning Fund Balance</b>	<b>25,338,018</b>	<b>29,812,260</b>	<b>29,812,260</b>	<b>41,594,819</b>	<b>41,849,894</b>	<b>46,425,891</b>	<b>46,425,891</b>
	<b>Revenues and Transfers In</b>	<b>50,379,781</b>	<b>50,386,371</b>	<b>53,028,443</b>	<b>41,824,469</b>	<b>42,255,356</b>	<b>39,855,294</b>	<b>40,355,162</b>
	<b>Expenditures/Transfers Out</b>	<b>45,905,539</b>	<b>44,553,977</b>	<b>40,990,809</b>	<b>42,079,996</b>	<b>37,679,358</b>	<b>40,017,700</b>	<b>40,764,964</b>
	<b>Ending Fund Balance</b>	<b>29,812,260</b>	<b>35,644,653</b>	<b>41,849,894</b>	<b>41,339,292</b>	<b>46,425,891</b>	<b>46,263,486</b>	<b>46,016,090</b>

**ROAD AND BRIDGE FUND**

Account # Account Description		2009 Actual	2010 Budget	2010 Actual	2011 Budget	2011 Estimate	2012 Request	2012 Proposed
<b>ROAD &amp; BRIDGE FUND</b>								
<b>Revenues</b>								
11.31101	Property Tax Current	2,116,759	2,407,729	2,500,163	1,638,468	1,668,000	1,671,399	1,671,399
11.31111	Allocation of property tax to municipalities	(190,949)	(216,696)	(204,643)	(200,703)	(191,942)	(184,352)	(184,352)
11.31102	Prior Taxes	22,256	2,500	(1,744)	2,500	-	2,500	2,500
11.31200	Specific Ownership Tax	161,520	140,000	145,821	126,000	110,000	110,000	110,000
11.31900	Property Tax Penalties & Interest	4,536	2,500	4,343	2,500	2,500	2,500	2,500
<b>Tax Collections</b>		<b>2,114,123</b>	<b>2,336,033</b>	<b>2,443,941</b>	<b>1,568,765</b>	<b>1,588,558</b>	<b>1,602,047</b>	<b>1,602,047</b>
% Increase from Prior Year Actual		-4.77%	10.50%	15.60%	-35.81%	-35.00%	0.85%	0.85%
11.32271	Utility Permit Fees	23,146	15,000	14,975	10,000	9,000	10,000	10,000
11.32272	Road Permits	56,695	50,000	40,435	30,000	25,000	30,000	30,000
11.32221	Motor Vehicle License 1.50 Fee	74,834	70,000	73,907	70,000	70,000	70,000	70,000
11.32222	Motor Vehicle License 2.50 Fee	99,903	100,000	98,725	100,000	90,000	90,000	90,000
11.32273	Construction Permits	6,500	5,000	4,700	4,000	4,000	4,000	4,000
<b>Licenses and Permits</b>		<b>261,077</b>	<b>240,000</b>	<b>232,742</b>	<b>214,000</b>	<b>198,000</b>	<b>204,000</b>	<b>204,000</b>
% Increase from Prior Year Actual		-2.55%	-8.07%	-10.85%	-8.05%	-14.93%	3.03%	3.03%
11.33910	Tribal Payment in Lieu of Tax	65,534	79,721	95,383	15,000	32,064	10,000	10,000
11.33911	Other payments in lieu of taxes	2,604						
11.33199	Miscellaneous Federal Grants			0		65,000	25,966	25,966
11.33302	Forest Reserve Act	293,457	250,000	-	293,847	293,847	300,000	300,000
11.33304	Allocation of Forest Reserve	(283,151)	(237,500)	(270,763)	(293,847)	(293,847)	(300,000)	(300,000)
11.33401	Bridge funds and Enhancement Grant	482,188	605,826	50,999	2,202,400	-	2,378,400	2,378,400
11.33440	Energy Impact Grant	1,010,592	550,800	400,741	600,000	100,000	600,000	600,000
11.33502	Limited Gaming Impact	195,476	300,000	200,227	300,000	180,000	300,000	300,000
11.33541	Highway User's Tax (HUTF)	2,637,523	2,650,000	2,878,881	2,764,255	2,764,255	2,750,000	2,750,000
11.33542	Allocation of highway user's tax to metros	(76,963)	(106,000)	(91,744)	(110,570)	(110,570)	(110,000)	(110,000)
11.33714	CR211 Relocation Grant	19,720	7,000	13,080				
11.33716	Town of Bayfield cost share CR 501	35,000						
11.33717	Airport contribution CR 309		200,000	133,752	135,752	65,043		
11.33799	Miscellaneous Grants			16,869		-		
11.34999	Miscellaneous State Grants						96,000	96,000
<b>Intergovernmental Revenue</b>		<b>4,381,978</b>	<b>4,299,847</b>	<b>3,427,425</b>	<b>5,906,837</b>	<b>3,095,792</b>	<b>6,050,366</b>	<b>6,050,366</b>
% Increase from Prior Year Actual		6.31%	-1.87%	-21.78%	72.34%	-9.68%	95.44%	95.44%

**ROAD AND BRIDGE FUND**

Account #	Account Description	2009 Actual	2010 Budget	2010 Actual	2011 Budget	2011 Estimate	2012 Request	2012 Proposed
11.34197	Miscellaneous Receipts	11,222	16,200	12,414	2,000	-	2,000	2,000
11.34198	Reimbursed Outlay					2,240		
11.36320	Oil & Gas Leases & Royalties	226,173	200,000	232,013	200,000	200,000	200,000	200,000
11.36321	Oil and Gas Allocations	(15,000)	(15,000)	-	(15,000)	-	-	-
11.36502	Road Impact Improvement Agreements	571,229	200,000	101,704	50,000	25,000	75,000	75,000
11.36610	Insurance Refunds	15,899	2,000	(3,118)	1,000	1,000	1,000	1,000
11.36620	COERA Refunds	1,339	2,500	-	1,500	1,500	1,000	1,000
<b>Miscellaneous Revenues</b>		<b>810,862</b>	<b>405,700</b>	<b>343,013</b>	<b>239,500</b>	<b>229,740</b>	<b>279,000</b>	<b>279,000</b>
% Increase from Prior Year Actual		-33.49%	-49.97%	-57.70%	-30.18%	-33.02%	21.44%	21.44%
11.39110	Transfers in from General Fund	8,000,000	2,500,000	2,500,000	2,500,000	2,500,000	2,500,000	2,770,000
11.39118	Transfers in/Tribal Impact							
<b>Transfers in from Other Funds</b>		<b>8,000,000</b>	<b>2,500,000</b>	<b>2,500,000</b>	<b>2,500,000</b>	<b>2,500,000</b>	<b>2,500,000</b>	<b>2,770,000</b>
<b>Road &amp; Bridge Revenues Total</b>		<b>15,568,040</b>	<b>9,781,580</b>	<b>8,947,120</b>	<b>10,429,102</b>	<b>7,612,090</b>	<b>10,635,413</b>	<b>10,905,413</b>
% Increase from Prior Year Actual		21.35%	-37.17%	-42.53%	16.56%	-14.92%	39.72%	43.26%

**ROAD AND BRIDGE FUND**

Account #	Account Description	2009 Actual	2010 Budget	2010 Actual	2011 Budget	2011 Estimate	2012 Request	2012 Proposed
ROAD & BRIDGE								
<b>Expenditures</b>								
ENGINEERING (Public Works)								
		<b>2009 Actual</b>	<b>2010 Budget</b>	<b>2010 Actual</b>	<b>2011 Proposed</b>	<b>2011 Estimate</b>	<b>2012 Request</b>	<b>2012 Proposed</b>
4200.1110	Regular Salaries	574,842	586,582	593,028	594,174	528,606	524,057	534,544
4200.1120	Temporary Salaries	2,413	16,000	369	4,000	3,000	4,000	4,000
4200.1130	Overtime - Regular	5,915	7,750	10,759	5,000	5,000	5,000	5,000
4200.1150	Other Compensation Items	4,381	5,866	6,801	2,971	-	2,620	2,673
4200.1210	Health Insurance	49,704	56,613	56,797	63,493	52,641	56,436	59,203
4200.1220	FICA Taxes	43,242	47,139	44,957	46,370	41,050	40,979	41,786
4200.1230	Retirement	35,250	36,125	36,520	36,589	33,226	32,926	34,446
4200.1275	Cell Phone Allowance					2,871	3,562	3,562
Personnel Expenditures		715,747	756,075	749,231	752,597	666,394	669,580	685,214
% Increase from Prior Year Actual		12.05%	5.63%	4.68%	0.45%	-11.06%	0.48%	2.82%
4200.1320	Other Professional Services	10,165						
4200.1325	Architect, Engineer, Landscape	75,070	135,000	75,061	100,000	65,000	120,000	120,000
4200.1326	Consultants	191,738	167,500	74,901	395,000	160,000	250,000	320,000
4200.1341	Software Maintenance	4,522	9,560	5,828	10,876	6,500	9,100	9,100
4200.1349	Equipment Repair	228	1,200	256	1,200	1,000	1,000	1,000
4200.1531	Telephone	3,894	4,000	4,071	4,000	300	25	25
4200.1551	Photocopy	337	1,000	182	1,000	800	4,000	4,000
4200.1560	Postage				1,000	250	750	750
4200.1571	Subscriptions	1,552	1,200	2,866	1,000	700	750	750
4200.1580	Meetings	127	750	20	650	100	500	500
4200.1581	Training	502	18,000	5,096	8,000	5,000	8,000	8,000
4200.1612	Operating Supplies	9,801	10,000	8,220	6,500	6,500	6,500	6,500
4200.1626	CERF Fuel Charges	5,740	8,820	7,062	10,360	10,360	12,441	12,441
4200.1694	Computer Equipment & Software	397	6,000	5,140	4,000	1,500	3,000	3,000
4200.1696	Furniture	-	1,000	643	1,000	-	500	500
4200.1914	Compensation for Damages	-	5,000	-	7,000	7,145	2,000	2,000
4200.1930	CERF Maint & Repair Charges	7,055	10,953	10,953	9,790	9,790	5,724	5,724
4200.1931	CERF Rental Charges	25,784	22,795	22,800	20,139	20,139	13,957	13,957
4200.1932	CERF Administrative Fee	814	792	792	-	-	-	-
Operating Expenditures		337,726	403,570	223,890	581,515	295,084	438,247	508,247
% Increase from Prior Year Actual		-20.61%	19.50%	-33.71%	159.73%	31.80%	48.52%	72.24%
<b>(Public Work Engineering Sub-Total</b>		<b>1,053,473</b>	<b>1,159,645</b>	<b>973,122</b>	<b>1,334,112</b>	<b>961,478</b>	<b>1,107,827</b>	<b>1,193,461</b>
% Increase from Prior Year Actual		-1.00%	10.08%	-7.63%	37.10%	-1.20%	15.22%	24.13%

**ROAD AND BRIDGE FUND**

Account # Account Description		2009 Actual	2010 Budget	2010 Actual	2011 Budget	2011 Estimate	2012 Request	2012 Proposed
<b>Right of Way</b>								
4200.2311	Right-of-way Acquisition	192,933	285,000	127,999	220,000	170,000	325,000	325,000
<b>Maintenance</b>								
4200.2340	Bridge Maintenance	-	-	-	40,000	44,325	20,000	20,000
4200.2344	Guardrail Projects	10,750	75,000	52,240	110,000	80,000	70,000	70,000
4200.2353	Rockfall Mitigation	-	-	-	20,000	-	20,000	20,000
4200.2355	Landslide Mitigation	-	-	-	40,000	5,500	40,000	40,000
<b>Overlays</b>								
4200.2363	Asphalt Overlays		800,000	304,611	1,045,333	104,653	833,000	833,000
<b>General Construction</b>								
4200.2390	CR 213 Reconstruction (phase 5)	1,051,302						
4200.2391	Gas Well Infill - road mitigation projects	-	100,000	-	100,000	-	100,000	100,000
4200.2392	County Road 309A at Airport	-	1,200,000	801,326	273,709	281,684		
4200.2396	CR 513/311/312 Intersection (Oxford)		-	17,881	2,400,000	170,000	2,400,000	2,400,000
4200.2304	Fair Share Developer Reimbursements		94,000	94,000				
	CR 250 Full Depth Reclamation						450,000	450,000
	Wilson Gulch Drive						55,000	55,000
	CR 141 and CR 210 Intersection						400,000	400,000
<b>Bridges</b>								
4200.2385	CR 527 Beaver Creek Bridge	472,252	377,915	237,109				
4200.2384	CR 501 Bear Creek Bridge	82,225						
4200.2368	CR 141 Wildcat Canyon Bridge	90	800,000	660,228	10,000	493		
4200.2393	CR 334 Allison Ditch - load restricted	28,575						
4200.2394	CR 207 Lightner Creek Bridge		503,000	51,980	503,000	50,000	750,000	750,000
4200.2395	CR 105 - box culvert		50,000	-				
	CR 124A Lewis Creek Bridge						40,000	40,000
<b>Bike &amp; Pedestrian Facilities</b>								
4200.2387	CR 501 Pedestrian & Bicycle Facility	340,833	28,000	32,909				
4200.2389	Bike-Pedestrian Coordination efforts	100,000	15,000	(0)	15,000	2,110	12,000	12,000
	CR 225A/Hwy 160 Park and Ride						120,000	120,000
<b>Past Projects</b>								
4200.2377	CR 240 Turn Lanes at CR 234	472,193						
4200.2383	CR 234 Reconst - Squaw Apple Rd-CR 228	1,195,872						
<b>Engineering Capital Projects (Capital Outlay)</b>		<b>3,947,025</b>	<b>4,327,915</b>	<b>2,380,281</b>	<b>4,777,042</b>	<b>908,765</b>	<b>5,635,000</b>	<b>5,635,000</b>
% Increase from Prior Year Actual		-4.96%	9.65%	-39.69%	100.69%	-61.82%	520.07%	520.07%
<b>Engineering Operating Total</b>		<b>5,000,498</b>	<b>5,487,560</b>	<b>3,353,403</b>	<b>6,111,154</b>	<b>1,870,243</b>	<b>6,742,827</b>	<b>6,828,461</b>
% Increase from Prior Year Actual		-4.16%	9.74%	-32.94%	82.24%	-44.23%	260.53%	265.11%

**ROAD AND BRIDGE FUND**

Account #	Account Description	2009 Actual	2010 Budget	2010 Actual	2011 Budget 2011	2011 Estimate	2012 Request	2012 Proposed 2012
MAINTENANCE SUPPORT (Public Works)		2009 Actual	2010 Budget	2010 Actual	Proposed	2011 Estimate	2012 Request	Proposed
4100.1110	Regular Salaries	1,531,718	1,555,422	1,540,136	1,571,688	1,569,134	1,568,443	1,588,976
4100.1120	Temporary Salaries	203,506	211,000	185,291	211,000	208,604	211,000	211,000
4100.1130	Overtime - Regular	92,774	155,000	130,799	155,000	60,357	100,000	100,000
4100.1150	Other Compensation Items	10,665	15,554	12,402	7,858	1,774	7,842	7,945
4100.1210	Health Insurance	222,295	249,025	249,684	307,657	279,439	300,466	296,480
4100.1220	FICA Taxes	135,663	148,179	136,575	148,834	140,750	144,377	145,956
4100.1230	Retirement	100,153	105,902	104,556	106,139	108,029	107,981	109,953
4100.1260	Workers Compensation	135,367	139,024	142,580	143,182	143,373	149,627	146,087
4100.1275	Cell Phone Allowance					2,752	3,312	3,312
Personnel Expenditures		2,432,139	2,579,106	2,502,022	2,651,358	2,514,211	2,593,048	2,609,709
% Increase from Prior Year Actual		2.32%	6.04%	2.87%	5.97%	0.49%	3.14%	3.80%
4100.1320	Other Professional Services	-	1,000	121	2,000	4,140	-	5,000
4100.1321	Medical and Dental	3,783	3,500	2,295	3,500	3,400	3,500	3,500
4100.1341	Software Maintenance	3,125	7,150	16,860	10,000	5,000	5,000	5,000
4100.1343	Contracted Repair/Maint	6,325	8,500	11,158	8,500	7,500	8,000	8,000
4100.1349	Equipment Repair	-	1,000	-	500	100	-	-
4100.1350	Repair and Maintenance - Motor Vehicle	1,000	1,900	3,117	2,000	1,900	2,000	2,000
4100.1420	Trash & Cleaning	331	1,000	-	-	-	-	-
4100.1442	Machinery and Equipment Rental	119,531	175,000	75,248	155,000	100,000	10,000	60,000
4100.1451	Sign Parts & Supplies	28,460	39,020	41,843	35,000	30,000	30,000	30,000
4100.1452	Highway Stripe	97,482	115,538	92,227	103,000	85,000	150,187	150,187
4100.1456	Cutting Edges and Chains	79,336	93,000	92,762	93,000	93,000	93,000	114,000
4100.1457	Dust Control/De-Icing	646,676	801,655	586,966	720,900	617,473	676,373	676,373
4100.1459	Metal Culverts	33,721	60,000	9,286	100,000	80,000	15,000	15,000
4100.1460	Gravel/Sand/Chips	604,595	583,000	441,393	486,721	525,000	476,459	548,753
4100.1461	Hot Mix	392,095	375,375	368,478	394,995	338,000	235,811	368,456
4100.1463	Chip & Seal Asphalt Oil	117,914	160,000	83,353	84,851	72,000	206,701	206,701
4100.1466	Crack Sealing Materials	11,796	29,000	16,293	29,000	28,000	26,692	26,692
4100.1468	Fencing	25,698	2,500	128	2,000	500	1,000	1,000
4100.1531	Telephone	13,638	19,400	14,449	19,400	8,255	8,005	8,005
4100.1560	Postage				1,000	50	-	250
4100.1581	Training	3,852	10,000	6,155	5,000	4,500	4,500	4,500
4100.1612	Operating Supplies	23,125	20,000	13,661	20,500	18,000	20,000	20,000
4100.1618	Shop Supplies	2,609	8,162	1,303	5,000	4,500	-	-
4100.1620	Utilities	63,525	64,000	60,338	70,500	65,500	70,500	70,500
4100.1626	CERF Fuel Charges	272,116	476,794	364,312	482,920	482,920	589,825	589,825
4100.1652	Employee Uniforms & Cleaning	5,044	4,500	5,245	5,500	5,500	5,500	5,500

**ROAD AND BRIDGE FUND**

Account #	Account Description	2009 Actual	2010 Budget	2010 Actual	2011 Budget	2011 Estimate	2012 Request	2012 Proposed
4100.1658	Consumable Tools	885	1,400	1,372	1,500	1,900	-	-
4100.1694	Computer Equipment & Software		-				2,500	2,500
4100.1930	CERF Maint & Repair Charges	482,496	496,196	496,196	530,307	530,307	557,293	557,293
4100.1931	CERF Rental Charges	1,228,284	1,240,096	1,240,128	1,274,464	1,274,464	1,266,704	1,266,704
4100.1932	CERF Administrative Fee	19,525	19,008	19,646	-			
4100.2333	Gravel Pit Permits/Reclamation	1,546	20,000	1,223	15,000	5,000	5,000	5,000
4100.2344	Guardrail Projects	55						
4100.2350	Minor Safety Improvements	27,025	20,000	4,530	10,000	4,500	-	10,000
4100.4519	Allocation of Title III Funds		21,935	21,935	22,970	22,970	24,450	24,450
<b>Operating Expenditures</b>		<b>4,315,592</b>	<b>4,879,629</b>	<b>4,092,019</b>	<b>4,695,028</b>	<b>4,419,379</b>	<b>4,494,000</b>	<b>4,785,189</b>
% Increase from Prior Year Actual		-2.93%	13.07%	-5.18%	14.74%	8.00%	1.69%	8.28%
<b>Maintenance Support Operating Total</b>		<b>6,747,732</b>	<b>7,458,735</b>	<b>6,594,040</b>	<b>7,346,386</b>	<b>6,933,590</b>	<b>7,087,048</b>	<b>7,394,898</b>
% Increase from Prior Year Actual		-1.10%	10.54%	-2.28%	11.41%	5.15%	2.21%	6.65%
11.1960	Budget Contingency		189,323	-	249,328	-	260,227	260,227
<b>Road &amp; Bridge Expenditures Total</b>		<b>11,748,229</b>	<b>13,135,618</b>	<b>9,947,443</b>	<b>13,706,868</b>	<b>8,803,833</b>	<b>14,090,102</b>	<b>14,483,585</b>
% Increase from Prior Year Actual		-7.42%	11.81%	-15.33%	37.79%	-11.50%	60.05%	64.51%
<b>Road &amp; Bridge</b>	<b>Beginning Fund Balance</b>	<b>7,451,579</b>	<b>11,271,390</b>	<b>11,271,390</b>	<b>9,310,532</b>	<b>10,271,067</b>	<b>9,079,323</b>	<b>9,079,323</b>
	<b>Revenues and Transfers In</b>	<b>15,568,040</b>	<b>9,781,580</b>	<b>8,947,120</b>	<b>10,429,102</b>	<b>7,612,090</b>	<b>10,635,413</b>	<b>10,905,413</b>
	<b>Expenditures and Transfers Out</b>	<b>11,748,229</b>	<b>13,135,618</b>	<b>9,947,443</b>	<b>13,706,868</b>	<b>8,803,833</b>	<b>14,090,102</b>	<b>14,483,585</b>
	<b>Ending Fund Balance</b>	<b>11,271,390</b>	<b>7,917,352</b>	<b>10,271,067</b>	<b>6,032,766</b>	<b>9,079,323</b>	<b>5,624,634</b>	<b>5,501,151</b>

**CAPITAL EQUIPMENT REPLACEMENT FUND  
(CERF)**

								2012
Account #	Account Description	2009 Actual	2010 Budget	2010 Actual	2011 Budget	2011 Estimate	2012 Request	Proposed
<b>Revenues</b>								
64.34175	Maint. & Repair <a href="#">Charges</a>	678,601	667,170	687,790	755,781	755,781	717,247	717,247
64.39250	Capital Replacement <a href="#">Charges</a>	1,973,181	2,126,364	2,113,644	2,093,850	2,093,850	2,040,742	2,040,742
64.33446	Energy Impact Grant ( <a href="#">Intergov</a> )	-	-					
64.36110	Interest Income ( <a href="#">Int.Income</a> )							
64.36610	Insurance Refunds ( <a href="#">Misc</a> )	13,775						
64.39210	Sale of Fixed Assets ( <a href="#">Misc</a> )	118,020	182,000	123,616	50,000	145,000	225,000	225,000
64..36610	Insurance Refunds ( <a href="#">Misc</a> )	113		-				
64.34176	Fuel Management Markup ( <a href="#">Misc</a> )	-	9,000	-	-			
64.34178	Vehicle Registration and Admin Fee	36,130	35,700	37,457	-	226	-	-
64.34177	Health Dept M & R Direct Charge ( <a href="#">Misc</a> )	-	3,000					
64.34197	Miscellaneous Receipts			983		523		
64.34198	Reimbursed Outlay ( <a href="#">Misc</a> )	-	-	4,433	4,500	3,198		
<b>CERF Total Revenues</b>		<b>2,819,820</b>	<b>3,023,234</b>	<b>2,967,921</b>	<b>2,904,131</b>	<b>2,998,578</b>	<b>2,982,989</b>	<b>2,982,989</b>
% Increase from Prior Year Actual		-9.2%	7.2%	5.3%	-2.1%	1.0%	-0.5%	-0.5%

**CAPITAL EQUIPMENT REPLACEMENT FUND  
(CERF)**

Account #		Account Description	2009 Actual	2010 Budget	2010 Actual	2011 Budget	2011 Estimate	2012 Request	2012 Proposed
		<b>Expenditures</b>							
2212.1110		Regular Salaries	413,847	420,816	422,221	424,185	414,664	426,909	430,397
2212.1120		Temporary Salaries	-						
2212.1130		Overtime	1,974	4,500	2,450	4,000	2,500	2,500	2,500
2212.1150		Other Compensation Items	1,934	4,208	2,690	2,121	-	2,135	2,152
2212.1210		Health Insurance	70,799	75,269	77,713	93,535	86,362	104,791	91,811
2212.1220		FICA Taxes	29,644	32,859	30,337	32,918	31,913	33,013	33,281
2212.1230		Retirement	25,619	26,099	26,189	26,301	26,311	26,942	27,427
2212.1260		Worker's Compensation	18,600	19,103	15,302	19,432	16,702	20,307	19,826
2212.1275		Cell Phone Allowance					488	585	585
<b>CERF Personnel Expenditures</b>			<b>562,417</b>	<b>582,854</b>	<b>576,901</b>	<b>602,492</b>	<b>578,940</b>	<b>617,182</b>	<b>607,979</b>
% Increase from Prior Year Actual			2.5%	3.6%	2.6%	4.4%	0.4%	6.6%	5.0%
2212.1320		Other professional services	6,269	6,500	5,501	6,000	4,500	5,500	5,500
2212.1321		Medical and Dental	129	750	-				
2212.1341		Software Maintenance	6,878	8,500	8,214	8,500	8,415	8,415	8,415
2212.1349		Equipment Repair	31,500	25,000	18,467	21,000	24,000	24,000	24,000
2212.1350		Insurance Deductable	500	-	-	1,000	-		
2212.1531		Telephone	1,709	3,500	715	-	1,400	1,825	1,825
2212.1580		Meetings	-	-	-	-			
2212.1581		Training	1,215	2,000	533	-		1,000	1,000
2212.1612		Operating Supplies	19,526	22,500	16,833	25,000	13,000	20,000	20,000
2212.1618		Shop Supplies	27,679	40,000	26,489	35,000	24,000	30,000	30,000
2212.1620		Utilities	23,569	24,000	24,456	25,000	24,000	25,000	25,000
2212.1626		CERF Fuel Charges	13,545	11,458	8,079	11,690	9,500	13,708	13,708
2212.1652		Employee Uniforms and Cleaning	8,346	8,000	8,042	8,000	8,000	7,000	7,000
2212.1653		Motor Vehicle Parts	32,032	40,000	25,673	37,000	18,000	35,000	35,000
2212.1654		Machinery & Equipment Parts	145,866	173,000	131,547	152,000	150,000	166,000	166,000
2212.1657		Tires & Tubes	79,254	77,500	87,054	92,000	104,000	92,000	92,000
2212.1672		Hazardous Materials Disposal	1,596	2,500	1,562	2,500	2,300	2,500	2,500
2212.1694		Computer equipment & software	1,370	2,500	2,650	1,670	1,500	1,600	1,600
2212.1695		Operating Equipment	407	4,500	156	-			
2212.1911		Inventory Loss/Breakage	-	7,000	-	5,000	3,000	3,000	3,000

**CAPITAL EQUIPMENT REPLACEMENT FUND  
(CERF)**

								2012
Account #	Account Description	2009 Actual	2010 Budget	2010 Actual	2011 Budget	2011 Estimate	2012 Request	Proposed
2212.1930	CERF Maint & Repair Charges	15,647	17,858	17,858	13,455	13,455	9,269	9,269
2212.1931	CERF Rental Fee	37,070	46,756	45,324	44,782	44,772	41,895	41,895
2212.1932	CERF Vehicle and Registration Charges	1,331	1,320	1,419	-	-	-	-
	Contingency				1,169		9,909	1,371
	<b>CERF Operating Expenditures (GG)</b>	<b>455,439</b>	<b>525,142</b>	<b>430,572</b>	<b>490,766</b>	<b>453,842</b>	<b>497,621</b>	<b>489,083</b>
	% Increase from Prior Year Actual	9.5%	15.3%	-5.5%	14.0%	5.4%	9.6%	7.8%
	<b>CERF Total Op Expenditures</b>	<b>1,017,855</b>	<b>1,107,996</b>	<b>1,007,473</b>	<b>1,093,258</b>	<b>1,032,782</b>	<b>1,114,803</b>	<b>1,097,062</b>
	% Increase from Prior Year Actual	5.5%	8.9%	-1.0%	8.5%	2.5%	7.9%	6.2%
2212.2800	Total Capital Expenditures - Rental Equipment (Cap Outlay)	939,276	1,027,367	783,247	766,412	766,413	1,432,325	1,380,815
2212.2801	CERF Equipment Purchases - Non-Rental	-	8,300	-	-	-	-	-
	<b>CERF Total Capital</b>	<b>939,276</b>	<b>1,035,667</b>	<b>783,247</b>	<b>766,412</b>	<b>766,413</b>	<b>1,432,325</b>	<b>1,380,815</b>
	% Increase from Prior Year Actual	-35.4%	10.3%	-16.6%	-2.1%	-2.1%	86.9%	-3.6%
	<b>CERF Total Expenditures</b>	<b>1,957,131</b>	<b>2,143,663</b>	<b>1,790,720</b>	<b>1,859,670</b>	<b>1,799,195</b>	<b>2,547,128</b>	<b>2,477,877</b>
	% Increase from Prior Year Actual	-19.1%	9.5%	-8.5%	3.9%	0.5%	41.6%	-2.7%
	<b>Beginning Working Capital</b>	<b>2,271,961</b>	<b>3,134,650</b>	<b>3,134,650</b>	<b>3,956,251</b>	<b>4,311,851</b>	<b>5,511,235</b>	<b>5,511,235</b>
	<b>+ Revenues &amp; Transfers In</b>	<b>2,819,820</b>	<b>3,023,234</b>	<b>2,967,921</b>	<b>2,904,131</b>	<b>2,998,578</b>	<b>2,982,989</b>	<b>2,982,989</b>
	<b>- Expenditures &amp; Transfers Out</b>	<b>1,957,131</b>	<b>2,143,663</b>	<b>1,790,720</b>	<b>1,859,670</b>	<b>1,799,195</b>	<b>2,547,128</b>	<b>2,477,877</b>
	<b>= Ending Working Capital</b>	<b>3,134,650</b>	<b>4,014,221</b>	<b>4,311,851</b>	<b>5,000,712</b>	<b>5,511,235</b>	<b>5,947,096</b>	<b>6,016,347</b>

**HUMAN SERVICES FUND**

Account #	Account Description	2009 Actual	2010 Budget	2010 Actual	2011 Budget	2011 Estimate	2012 Request	2012 Proposed
<b>HUMAN SERVICES FUND</b>								
<b>Revenues</b>								
30.31101	Property Tax-Current	1,132,913	1,288,644	1,336,413	876,926	883,408	894,552	894,552
30.31102	Prior Taxes	11,910	1,000	(939)	1,000	-	1,000	1,000
30.31200	Specific Ownership Taxes	86,439	75,000	77,952	67,500	65,000	67,500	67,500
30.33910	Tribal Payment in Lieu of Tax	35,091	42,668	50,995	42,668	42,668	42,688	42,688
30.31900	Property Tax Penalties/Assmnt	2,422	1,500	2,306	1,500	1,500	1,500	1,500
	Property Taxes	1,182,336	1,333,811	1,388,775	922,094	927,576	939,740	939,740
	Specific Ownership Taxes	86,439	75,000	77,952	67,500	65,000	67,500	67,500
	<b>TOTAL TAXES</b>	<b>1,268,775</b>	<b>1,408,811</b>	<b>1,466,727</b>	<b>989,594</b>	<b>992,576</b>	<b>1,007,240</b>	<b>1,007,240</b>
30.36620	COERA Refunds							
	Core Services	1,061,363	981,698	1,028,086	932,223	1,007,398	932,223	932,223
	Child Care	500,816	535,923	509,259	514,764	388,489	464,931	464,931
	Colorado Works	892,810	908,191	845,221	928,000	936,289	932,208	932,208
	Adult Protective Services	149,982	186,901	177,189	190,155	191,582	199,159	199,159
	Child Support Enforcement (IV-D)	378,360	444,116	440,611	442,045	438,961	410,907	410,907
	Child Welfare	1,919,126	1,994,191	1,974,103	1,868,777	1,852,200	1,835,865	1,835,865
	Income Maintenance	1,187,276	1,109,437	1,199,340	1,092,567	1,389,402	1,491,455	1,491,455
	Adjust out MOE/EBT	(1,496,720)		(1,499,930)		(1,500,000)		
30.36300	<b>Other Revenue</b>	<b>4,593,013</b>	<b>6,160,457</b>	<b>4,673,879</b>	<b>5,968,531</b>	<b>4,704,321</b>	<b>6,266,748</b>	<b>6,266,748</b>
	Human Services Revenues Total	5,861,788	7,569,268	6,140,606	6,958,125	5,696,897	7,273,988	7,273,988
	% Increase from Prior Year Actual	12.74%	29.13%	4.76%	13.31%	-7.23%	27.68%	27.68%
<b>Expenditures</b>								
	Core Services	1,125,459	1,177,602	1,182,843	1,152,458	1,166,387	1,158,887	1,165,369
	Child Care	612,536	634,652	589,150	626,622	512,767	580,132	577,365
	Colorado Works	944,341	1,072,579	993,872	1,053,721	1,008,355	1,054,232	1,050,738
	Adult Protective Services	199,006	240,324	221,487	248,937	238,566	244,136	249,267
	Child Support Enforcement (IV-D)	454,400	568,756	563,648	579,914	583,171	571,298	556,788
	Child Welfare	2,195,049	2,521,057	2,598,998	2,519,942	2,536,767	2,535,303	2,658,830
	Income Maintenance	1,454,183	1,458,052	1,459,758	1,490,799	1,691,453	1,776,577	1,820,137
	Adjust out MOE/EBT	(1,430,316)		(2,051,301)		(1,500,000)		
	Human Services Expenditures Total	5,554,658	7,673,021	5,558,455	7,672,393	6,237,466	7,920,565	8,078,494
	% Increase from Prior Year Actual	15.02%	38.14%	0.07%	38.03%	12.22%	26.98%	29.52%
	Proposed Compensation Items		-	-	-	-	150,970	-
	<b>DOHS Total Expenditures</b>	<b>5,554,658</b>	<b>7,673,021</b>	<b>5,558,455</b>	<b>7,672,393</b>	<b>6,237,466</b>	<b>8,071,535</b>	<b>8,078,494</b>
<b>Other Financing Sources (Uses)</b>								
	Total other financing sources (uses)	-	-	-	-	-	-	-
	<b>Beginning Fund Balance</b>	<b>2,062,230</b>	<b>2,369,360</b>	<b>2,369,360</b>	<b>2,423,117</b>	<b>2,951,511</b>	<b>2,410,942</b>	<b>2,410,942</b>
	<b>+ Revenues and Transfers In</b>	<b>5,861,788</b>	<b>7,569,268</b>	<b>6,140,606</b>	<b>6,958,125</b>	<b>5,696,897</b>	<b>7,273,988</b>	<b>7,273,988</b>
	<b>- Expenditures &amp; Transfers Out</b>	<b>5,554,658</b>	<b>7,673,021</b>	<b>5,558,455</b>	<b>7,672,393</b>	<b>6,237,466</b>	<b>8,071,535</b>	<b>8,078,494</b>
	<b>= Ending Fund Balance*</b>	<b>2,369,360</b>	<b>2,265,606</b>	<b>2,951,511</b>	<b>1,708,849</b>	<b>2,410,942</b>	<b>1,613,394</b>	<b>1,606,436</b>

DEPARTMENT OF HUMAN SERVICES

Account Description	2009 Actual	2010 Budget	2010 Actual	2011 Budget	2011 Estimate	2012 Request	2012 Proposed
<b>Program Revenues</b>							
<b>Adult Protective Services</b>							
Federal and state	149,982	186,901	177,189	190,155	191,582	199,159	199,159
Incentives							
Grants							
Other							
<b>Total Adult Protective Services</b>	<b>149,982</b>	<b>186,901</b>	<b>177,189</b>	<b>190,155</b>	<b>191,582</b>	<b>199,159</b>	<b>199,159</b>
<b>Child Care</b>							
Federal and state	445,388	487,528	460,864	467,162	347,100	464,931	464,931
Incentives							
Grants							
Other	55,428	48,395	48,395	47,602	41,389		
<b>Total Child Care</b>	<b>500,816</b>	<b>535,923</b>	<b>509,259</b>	<b>514,764</b>	<b>388,489</b>	<b>464,931</b>	<b>464,931</b>
<b>Child Support Enforcement</b>							
Federal and state	326,360	392,116	388,611	390,045	386,961	388,907	388,907
Incentives	50,000	50,000	50,000	50,000	50,000	20,000	20,000
Grants	2,000	2,000	2,000	2,000	2,000	2,000	2,000
Other							
<b>Total Child Support Enforcement</b>	<b>378,360</b>	<b>444,116</b>	<b>440,611</b>	<b>442,045</b>	<b>438,961</b>	<b>410,907</b>	<b>410,907</b>
<b>Child Welfare</b>							
Federal and state	1,867,206	1,935,191	1,910,116	1,809,777	1,799,200	1,782,865	1,782,865
Incentives							
Grants	35,920	43,000	47,987	43,000	43,000	43,000	43,000
Other	16,000	16,000	16,000	16,000	10,000	10,000	10,000
<b>Total Child Welfare</b>	<b>1,919,126</b>	<b>1,994,191</b>	<b>1,974,103</b>	<b>1,868,777</b>	<b>1,852,200</b>	<b>1,835,865</b>	<b>1,835,865</b>
<b>Core Services</b>							
Federal and state	1,061,363	981,698	1,028,086	932,223	1,007,398	932,223	932,223
Transfer from other programs							
Grants							
Other							
<b>Total Core Services</b>	<b>1,061,363</b>	<b>981,698</b>	<b>1,028,086</b>	<b>932,223</b>	<b>1,007,398</b>	<b>932,223</b>	<b>932,223</b>

DEPARTMENT OF HUMAN SERVICES

Account Description	2009 Actual	2010 Budget	2010 Actual	2011 Budget	2011 Estimate	2012 Request	2012 Proposed
<b>Colorado Works</b>							
Federal and state	815,862	838,191	775,221	793,000	804,152	855,461	855,461
Incentives							
Grants							
Other	76,948	70,000	70,000	135,000	132,137	76,747	76,747
<b>Total Colorado Works</b>	<b>892,810</b>	<b>908,191</b>	<b>845,221</b>	<b>928,000</b>	<b>936,289</b>	<b>932,208</b>	<b>932,208</b>
<b>Income Maintenance</b>							
Federal and state	1,156,276	1,078,437	1,171,698	1,061,567	1,361,272	1,460,455	1,460,455
Incentives							
Grants							
Other	31,000	31,000	27,642	31,000	28,130	31,000	31,000
<b>Total Income Maintenance</b>	<b>1,187,276</b>	<b>1,109,437</b>	<b>1,199,340</b>	<b>1,092,567</b>	<b>1,389,402</b>	<b>1,491,455</b>	<b>1,491,455</b>
<b>Total federal and state</b>	<b>5,822,437</b>	<b>5,900,062</b>	<b>5,911,785</b>	<b>5,643,929</b>	<b>5,897,665</b>	<b>6,084,001</b>	<b>6,084,001</b>
<b>Total incentives</b>	<b>50,000</b>	<b>50,000</b>	<b>50,000</b>	<b>50,000</b>	<b>50,000</b>	<b>20,000</b>	<b>20,000</b>
<b>Total grants</b>	<b>37,920</b>	<b>45,000</b>	<b>49,987</b>	<b>45,000</b>	<b>45,000</b>	<b>45,000</b>	<b>45,000</b>
<b>Total other</b>	<b>179,376</b>	<b>165,395</b>	<b>162,037</b>	<b>229,602</b>	<b>211,656</b>	<b>117,747</b>	<b>117,747</b>
<b>Total transfers</b>	<b>-</b>	<b>-</b>	<b>-</b>	<b>-</b>	<b>-</b>	<b>-</b>	<b>-</b>
<b>Total Program Revenue</b>	<b>6,089,733</b>	<b>6,160,457</b>	<b>6,173,809</b>	<b>5,968,531</b>	<b>6,204,321</b>	<b>6,266,748</b>	<b>6,266,748</b>

DEPARTMENT OF HUMAN SERVICES

Account Description	2009 Actual	2010 Budget	2010 Actual	2011 Budget	2011 Estimate	2012 Request	2012 Proposed
<b>Program Expenditures</b>							
<b>Adult Protective Services</b>							
Personnel	188,794	214,325	203,768	225,568	224,656	225,667	230,798
Operating	9,812	25,999	17,719	23,369	13,910	18,469	18,469
EBT and contract	400	-					
Capital Expenditures							
<b>Total APS</b>	<b>199,006</b>	<b>240,324</b>	<b>221,487</b>	<b>248,937</b>	<b>238,566</b>	<b>244,136</b>	<b>249,267</b>
<b>Child Care</b>							
Personnel	116,891	123,952	140,161	119,020	121,344	120,632	117,865
Operating	7,627	12,305	11,328	10,000	10,695	9,500	9,500
EBT and contract	488,018	498,395	437,661	497,602	380,728	450,000	450,000
Capital Expenditures							
<b>Total Child Care</b>	<b>612,536</b>	<b>634,652</b>	<b>589,150</b>	<b>626,622</b>	<b>512,767</b>	<b>580,132</b>	<b>577,365</b>
<b>Child Support Enforcement</b>							
Personnel	424,521	522,268	536,652	538,418	544,009	532,298	517,788
Operating	29,879	46,488	26,996	41,496	39,162	39,000	39,000
EBT and contract							
Capital Expenditures							
<b>Total Child Support Enforcement</b>	<b>454,400</b>	<b>568,756</b>	<b>563,648</b>	<b>579,914</b>	<b>583,171</b>	<b>571,298</b>	<b>556,788</b>
<b>Child Welfare</b>							
Personnel	1,129,234	1,210,439	1,379,648	1,233,971	1,249,381	1,244,960	1,368,487
Operating	146,692	169,565	153,811	151,673	157,659	162,343	162,343
EBT and contract	919,123	1,141,053	1,065,539	1,134,298	1,129,727	1,128,000	1,128,000
Capital Expenditures	-	-					
<b>Total Child Welfare</b>	<b>2,195,049</b>	<b>2,521,057</b>	<b>2,598,998</b>	<b>2,519,942</b>	<b>2,536,767</b>	<b>2,535,303</b>	<b>2,658,830</b>
<b>Core Services</b>							
Personnel	501,758	564,156	564,156	585,797	598,770	590,751	597,233
Operating	48,452	34,897	40,138	31,425	32,381	32,900	32,900
EBT and contract	575,249	578,549	578,549	535,236	535,236	535,236	535,236
Capital Expenditures							
<b>Total Core Services</b>	<b>1,125,459</b>	<b>1,177,602</b>	<b>1,182,843</b>	<b>1,152,458</b>	<b>1,166,387</b>	<b>1,158,887</b>	<b>1,165,369</b>

DEPARTMENT OF HUMAN SERVICES

Account Description	2009 Actual	2010 Budget	2010 Actual	2011 Budget	2011 Estimate	2012 Request	2012 Proposed
<b>Colorado Works</b>							
Personnel	193,922	362,767	297,718	350,777	328,201	317,042	313,548
Operating	79,476	68,558	45,288	61,690	43,900	58,400	58,400
EBT and contract	670,943	641,254	650,866	641,254	636,254	678,790	678,790
Capital expenditures							
<b>Total Colorado Works</b>	<b>944,341</b>	<b>1,072,579</b>	<b>993,872</b>	<b>1,053,721</b>	<b>1,008,355</b>	<b>1,054,232</b>	<b>1,050,738</b>
<b>Income Maintenance</b>							
Personnel	783,436	760,242	744,369	810,989	822,231	867,979	911,539
Operating	86,725	96,810	86,039	96,810	86,070	91,669	91,669
EBT and contract	584,022	601,000	629,350	583,000	783,152	816,929	816,929
Capital expenditures							
<b>Total Income Maintenance</b>	<b>1,454,183</b>	<b>1,458,052</b>	<b>1,459,758</b>	<b>1,490,799</b>	<b>1,691,453</b>	<b>1,776,577</b>	<b>1,820,137</b>
<b>Total Personnel</b>	<b>3,338,556</b>	<b>3,758,148</b>	<b>3,866,472</b>	<b>3,864,540</b>	<b>3,888,592</b>	<b>3,899,329</b>	<b>4,057,258</b>
<b>Total Operating</b>	<b>408,663</b>	<b>454,622</b>	<b>381,319</b>	<b>416,463</b>	<b>383,777</b>	<b>412,281</b>	<b>412,281</b>
<b>Total EBT and Contracts</b>	<b>3,237,755</b>	<b>3,460,251</b>	<b>3,361,965</b>	<b>3,391,390</b>	<b>3,465,097</b>	<b>3,608,955</b>	<b>3,608,955</b>
<b>Total Capital</b>	<b>-</b>	<b>-</b>	<b>-</b>	<b>-</b>	<b>-</b>	<b>-</b>	<b>-</b>
<b>Total Program Expenditures</b>	<b>6,984,974</b>	<b>7,673,021</b>	<b>7,609,756</b>	<b>7,672,393</b>	<b>7,737,466</b>	<b>7,920,565</b>	<b>8,078,494</b>

**DISTRICT ATTORNEY FUND**

<b>Account #</b>	<b>Account Description</b>	<b>2009 Actual</b>	<b>2010 Budget</b>	<b>2010 Actual</b>	<b>2011 Budget</b>	<b>2011 Estimate</b>	<b>2012 Request</b>	<b>2012 Proposed</b>
<b>Revenues</b>								
14.39110	La Plata County Contribution (Intergov - county)	1,260,367	1,384,102	1,313,035	1,355,487	1,325,910	1,476,520	1,424,489
14.33710	Archuleta County Contribution (Intergov)	336,529	352,811	328,466	349,424	341,800	368,131	349,998
14.33711	San Juan County Contribution (Intergov)	13,705	15,139	14,908	14,838	14,514	15,716	15,320
14.33477	State Funding-D.A. Salary (Intergov)	87,835	90,360	106,620	96,000	106,620	110,000	110,000
14.33114	Federal Domestic Violence Grant (Intergov)	9,845	60,000	59,659	47,839	60,000	19,855	20,000
14.33474	VALE Grant (Intergov)	58,021	35,348	52,514	57,902	57,902	57,902	57,902
14.33502	Limited Gaming Impact Grant (Intergov)	32,070	-	19,297	63,074	63,000	63,074	63,074
14.36110	Interest (Misc)	726		253	-		250	250
14.34159	Discovery Fees (Misc)	34,998	35,000	23,332	35,000	28,000	25,000	25,000
14.34160	Mandated Costs Reimbursements (Misc)		11,000	10,959	20,000	20,000	20,000	20,000
14.35220	Forfeitures (Misc)			719	2,000	2,000	2,000	2,000
14.34197	Other Miscellaneous Revenue (Misc)	13,796		4,692	-		-	-
14.36620	CCOERA refunds (Misc)	5700.81	1500	16479.4	1500	1500	1500	1500
<b>District Attorney Revenues Total</b>		<b>1,853,592</b>	<b>1,985,260</b>	<b>1,950,932</b>	<b>2,043,064</b>	<b>2,021,246</b>	<b>2,159,948</b>	<b>2,089,534</b>
% Increase from Prior Year Actual		-0.27%	7.10%	5.25%	4.72%	3.60%	6.86%	3.38%

**DISTRICT ATTORNEY FUND**

<b>Account #</b>	<b>Account Description</b>	<b>2009 Actual</b>	<b>2010 Budget</b>	<b>2010 Actual</b>	<b>2011 Budget</b>	<b>2011 Estimate</b>	<b>2012 Request</b>	<b>2012 Proposed</b>
	<b>Expenditures (Public Safety)</b>							
3200.1110	Regular Salaries	1,263,816	1,336,806	1,286,099	1,355,979	1,299,342	1,366,900	1,373,086
3200.1210	Health Insurance	151,283	184,594	185,045	233,140	208,018	257,921	228,496
3200.1220	FICA Taxes	87,210	102,266	86,699	103,732	99,400	103,513	105,041
3200.1230	Retirement	76,986	73,388	79,231	74,394	81,217	76,296	77,425
3200.1120	Temporary Salaries	159	-	-	-	-	-	-
3200.1150	Other Compensation Items	-	-	1,363	-	-	-	-
3200.1250	Unemployment Insurance	4,741	2,654	-	3,708	4,000	-	-
3200.1260	Workers Compensation	5,374	5,519	5,470	5,625	4,624	5,000	5,000
3200.1275	Cell Phone Allowance	-	-	-	-	2,434	2,990	2,990
3200.1289	Employee Health & Wellness	885	-	-	-	-	-	-
3200.1293	Employee Recognition	5,050	-	-	-	211	-	-
3205.1110	Regular Salaries - DOJ ARRA Grant	9,499	-	50,606	-	50,714	16,000	-
3205.1210	Health Insurance - DOJ ARRA Grant	1,084	4,835	4,850	-	5,250	2,000	-
3205.1220	FICA Taxes - DOJ ARRA Grant	737	-	3,869	-	3,859	1,055	-
3205.1230	Retirement - DOJ ARRA Grant	475	-	2,530	-	2,536	500	-
3205.1250	Unemployment Insurance - DOJ ARRA Grant	16	-	-	-	-	-	-
	<b>DA Personnel Expenditures</b>	<b>1,607,313</b>	<b>1,710,062</b>	<b>1,705,761</b>	<b>1,776,578</b>	<b>1,761,605</b>	<b>1,832,175</b>	<b>1,792,038</b>
	% Increase from Prior Year Actual	5.25%	6.39%	6.13%	4.15%	3.27%	4.01%	1.73%
3200.1320	Other Professional Services	1,507	8,360	3,602	4,360	2,000	4,000	4,000
3200.1321	Mental Health Services	1,058	1,000	130	500	-	500	500
3200.1330	Legal Preparation	2,146	3,500	883	3,500	2,000	2,000	2,000
3200.1349	Contracted Repair/Maint.	3,303	6,000	-	2,000	3,000	1,000	1,000
3200.1350	Vehicle Maintenance & Repair	500	-	-	-	-	-	-
3200.1441	Building & Office Rental	10,200	10,200	10,200	10,200	10,200	10,200	10,200
3200.1446	OMPO Rent Allocation	88,000	88,000	88,000	88,000	88,000	88,000	88,000
3200.1447	OMPO Utility Allocation	35,002	26,212	27,768	35,000	32,000	30,000	30,000
3200.1522	Employee Bonds	-	181	-	181	-	-	-
3200.1531	Telephone	11,606	13,000	9,359	11,000	11,000	9,170	9,170
3200.1560	Postage, Box Rent, etc.	6,901	5,700	6,005	5,700	5,500	5,500	5,500
3200.1571	Dues & Subscriptions	20,559	23,395	22,828	23,395	23,000	25,000	25,000
3200.1580	Meetings	15,091	30,518	25,354	16,518	16,518	25,000	21,000
3200.1581	Training	4,473	-	-	-	-	-	-
3200.1588	Mandated Expenses Reimbursed	-	11,000	11,270	20,000	20,000	20,000	20,000
3200.1591	Jury & Witness Fees	10,731	6,000	7,524	2,500	2,000	2,500	2,500
3200.1592	Investigative Expense	465	1,000	974	1,000	500	1,000	1,000

**DISTRICT ATTORNEY FUND**

<b>Account #</b>	<b>Account Description</b>	<b>2009 Actual</b>	<b>2010 Budget</b>	<b>2010 Actual</b>	<b>2011 Budget</b>	<b>2011 Estimate</b>	<b>2012 Request</b>	<b>2012 Proposed</b>
3200.1612	Operating Supplies	21,799	20,000	22,378	20,000	20,000	20,000	20,000
3200.1626	CERF Fuel Charges	5,673	7,664	7,009	7,664	7,664	11,197	11,197
3200.1657	Tires & Tubes	-	459	-	459	-	-	-
3200.1680	Expenditure of forfeiture fund	609	-	5,750	1,500	2,000	2,000	2,000
3200.1694	Computers and Software	-	7,000	-	7,000	7,000	7,000	7,000
3200.1695	Operating Equipment	145	750	2,400	750	2,000	750	750
3200.1930	CERF maint. & repair charges	5,645	5,259	5,259	5,259	5,259	5,618	6,018
3200.1931	CERF Rental Charges							6,661
	DA Operating Expenditures	245,412	275,198	256,694	266,486	259,641	270,435	273,496
	% Increase from Prior Year Actual	-9.95%	12.14%	4.60%	3.81%	1.15%	4.16%	5.34%
<b>3200.2206</b>	<b>Capital Expenditures (Capital Outlay)</b>	-	-	-	-	-	<b>30,000</b>	<b>24,000</b>
	DA Sub-total expenditures	1,852,725	1,985,260	1,962,456	2,043,064	2,021,246	2,132,610	2,089,534
	% Increase from Prior Year Actual	2.95%	7.15%	5.92%	4.11%	3.00%	5.51%	3.38%
	Non-discretionary Compensation Items							
	Proposed Compensation Items						27,338	-
	<b>District Attorney Expenditures Total</b>	<b>1,852,725</b>	<b>1,985,260</b>	<b>1,962,456</b>	<b>2,043,064</b>	<b>2,021,246</b>	<b>2,159,948</b>	<b>2,089,534</b>
	% Increase from Prior Year Actual	2.95%	7.15%	5.92%	4.11%	3.00%	6.86%	3.38%
	<b>Beginning Fund Balance</b>	<b>148,458</b>	<b>149,325</b>	<b>149,325</b>	<b>149,325</b>	<b>137,802</b>	<b>137,802</b>	<b>137,802</b>
	<b>+ Revenues and Transfers In</b>	<b>1,853,592</b>	<b>1,985,260</b>	<b>1,950,932</b>	<b>2,043,064</b>	<b>2,021,246</b>	<b>2,159,948</b>	<b>2,089,534</b>
	<b>- Expenditures and Transfers Out</b>	<b>1,852,725</b>	<b>1,985,260</b>	<b>1,962,456</b>	<b>2,043,064</b>	<b>2,021,246</b>	<b>2,159,948</b>	<b>2,089,534</b>
	<b>= Ending Fund Balance</b>	<b>149,325</b>	<b>149,325</b>	<b>137,802</b>	<b>149,325</b>	<b>137,802</b>	<b>137,802</b>	<b>137,802</b>

DISTRICT ATTORNEY FUND

Account #	Account Description	2009 Actual	2010 Budget	2010 Actual	2011 Budget	2011 Estimate	2012 Request	2012 Proposed
	Total Expenditures	1,852,725	1,985,260	1,962,456	2,043,064	2,021,246	2,159,948	2,089,534
	Revenues excl. county Contrib.	242,991	233,208	294,523	323,315	339,022	299,581	299,726
	<b>Net Expenditures</b>	<b>1,609,733</b>	<b>1,752,052</b>	<b>1,667,932</b>	<b>1,719,749</b>	<b>1,682,224</b>	<b>1,860,367</b>	<b>1,789,808</b>
	<b>La Plata County Contribution</b>	<b>1,259,688</b>	<b>1,384,102</b>	<b>1,317,648</b>	<b>1,355,487</b>	<b>1,325,910</b>	<b>1,476,520</b>	<b>1,424,489</b>
	<b>Archuleta County Contribution</b>	<b>336,348</b>	<b>352,811</b>	<b>335,872</b>	<b>349,424</b>	<b>341,800</b>	<b>368,131</b>	<b>349,998</b>
	<b>San Juan County Contribution</b>	<b>13,697</b>	<b>15,139</b>	<b>14,412</b>	<b>14,838</b>	<b>14,514</b>	<b>15,716</b>	<b>15,320</b>
	<b>Total Contribution</b>	<b>1,609,733</b>	<b>1,752,052</b>	<b>1,667,932</b>	<b>1,719,749</b>	<b>1,682,224</b>	<b>1,860,367</b>	<b>1,789,808</b>
	La Plata County Population	50,766	52,114	52,114	52,986	52,986	54,303	54,303
	Archuleta County Population	13,555	13,284	13,284	13,659	13,659	13,539	13,539
	San Juan County Population	552	570	570	580	580	578	578
	<b>Total 6th District Population</b>	<b>64,873</b>	<b>65,968</b>	<b>65,968</b>	<b>67,225</b>	<b>67,225</b>	<b>68,420</b>	<b>68,420</b>
	La Plata County Percentage	78.25%	79.00%	79.00%	78.82%	78.82%	79.37%	79.37%
	Archuleta County Percentage	20.89%	20.14%	20.14%	20.32%	20.32%	19.79%	19.79%
	San Juan County Percentage	0.85%	0.86%	0.86%	0.86%	0.86%	0.84%	0.84%
		100.00%	100.00%	100.00%	100.00%	100.00%	100.00%	100.00%

**CAPITAL IMPROVEMENT FUND**

Account #	Account Description	2009 Actual	2010 Budget	2010 Actual	2011 Budget	2011 Estimate	2012 Request	2012 Proposed
<b>CAPITAL IMPROVEMENT FUND</b>								
<b>Revenues</b>								
40.33446	Energy Impact Grant (Intergov)	1,105,690	235,644	39,784	186,125	156,125	-	30,000
40.33499	Miscellaneous State Grants (Intergov)	25,000						
40.33715	Joint Recreation Fund (intergov)	150,000	150,000	-	150,000	50,000	-	100,000
40.33597	Courthouse Security Grant		25,825	20,900	-			
40.34197	Miscellaneous Receipts (Misc. rev)			3,000				
40.39110	Transfers In - General Fund	1,500,000	1,500,000	1,500,000	2,000,000	2,000,000	2,000,000	2,000,000
<b>Capital Improvement Revenues Total</b>		<b>2,780,690</b>	<b>1,911,469</b>	<b>1,563,684</b>	<b>2,336,125</b>	<b>2,206,125</b>	<b>2,000,000</b>	<b>2,130,000</b>
% Increase from Prior Year Actual		-50.60%	-31.26%	-43.77%	49.40%	41.09%	-9.34%	-3.45%
<b>Expenditures</b>								
2204.2111	Central Services Capital (Gen Govt)	563,762		15,020				
2203.2905	General Services Capital (Gen Govt)	2,127,720	749,175	540,353	1,636,125	1,176,125	531,250	4,123,250
3300.2213	Emergency Management (PS)				10,000	10,000	10,000	10,000
5000.2504	Fairgrounds Capital (Aux Svcs)	171,479	185,000	12,862	-	-	183,953	183,953
2102.2106	GIS Mapping System (Gen Govt)	-	18,000	-				
2301.2212	Human Resources Dept. (Gen Govt)	-						
2201.2108	Information Services (Gen Govt)	148,237	65,500	64,788	-			
4100.2330	Road & Bridge Capital (PW)	336,088	178,000	108,941	137,600	12,600	242,000	242,000
	Senior Services Capital (Non-JST)						3,794	3,794
3001.2911	SO Jail Expansion (PS)	196,271						
3000.2201	SO Public Safety Capital (PS)	24,825	217,000	18,962	150,000	-	150,000	150,000
3002.2203	SO Special Services Capital (PS)		25,825	20,900	-			
40.1960	Budget Contingency		1,482,500		-	-	2,200,000	2,200,000
<b>Total Capital Expenditures</b>		<b>3,568,383</b>	<b>2,921,000</b>	<b>781,825</b>	<b>1,933,725</b>	<b>1,198,725</b>	<b>3,320,997</b>	<b>6,912,997</b>
% Increase from Prior Year Actual		-76.64%	-18.14%	-78.09%	147.33%	53.32%	177.04%	476.70%
40.49150	Transfers To Debt Funds	-	-	-	-	-	-	-
<b>Operating Transfers Out</b>								
		0.00%	0.00%	0.00%	0.00%	0.00%	0.00%	0.00%
<b>Capital Improvement Expenditures Total</b>		<b>3,568,383</b>	<b>2,921,000</b>	<b>781,825</b>	<b>1,933,725</b>	<b>1,198,725</b>	<b>3,320,997</b>	<b>6,912,997</b>
% Increase from Prior Year Actual		-76.64%	-18.14%	-78.09%	147.33%	53.32%	177.04%	476.70%
<b>Beginning Fund Balance</b>		<b>5,440,161</b>	<b>4,652,468</b>	<b>4,652,468</b>	<b>5,352,007</b>	<b>5,434,327</b>	<b>6,441,727</b>	<b>6,441,727</b>
<b>+ Revenues and Transfers In</b>		<b>2,780,690</b>	<b>1,911,469</b>	<b>1,563,684</b>	<b>2,336,125</b>	<b>2,206,125</b>	<b>2,000,000</b>	<b>2,130,000</b>
<b>- Expenditures and Transfers Out</b>		<b>3,568,383</b>	<b>2,921,000</b>	<b>781,825</b>	<b>1,933,725</b>	<b>1,198,725</b>	<b>3,320,997</b>	<b>6,912,997</b>
<b>= Ending Fund Balance</b>		<b>4,652,468</b>	<b>3,642,937</b>	<b>5,434,327</b>	<b>5,754,407</b>	<b>6,441,727</b>	<b>5,120,730</b>	<b>1,658,730</b>

**LA PLATA COUNTY  
FINANCE AUTHORITY DEBT FUND**

Account #	Account Description	2009 Actual	2010 Budget	2010 Actual	2011 Budget	2011 Estimate	2012 Proposed
	FINANCE AUTHORITY DEBT FUND						
55.39110	Transfers In - from General Fund	466,000	471,256	471,256	471,103	471,103	921,765
55.39145	Transfers In--from Finance Auth Capital						
55.36110	Interest on Deposits	283	5,000	-	-	-	-
<b>Debt Service Revenues Total</b>		<b>466,283</b>	<b>476,256</b>	<b>471,256</b>	<b>471,103</b>	<b>471,103</b>	<b>921,765</b>
% Increase from Prior Year Actual		-1.98%	2.14%	1.07%	-0.03%	-0.03%	95.66%
2211.3611	Principal payments - COPs	385,000	400,000	400,000	415,000	415,000	1,350,000
2211.3621	Interest payments - COPs	81,681	69,506	69,506	56,103	56,103	21,000
2211.3641	Paying agent fees	1,750	1,750	1,750	1,750	1,750	1,750
<b>Debt Service Expenditures Total</b>		<b>468,431</b>	<b>471,256</b>	<b>471,256</b>	<b>472,853</b>	<b>472,853</b>	<b>1,372,750</b>
% Increase from Prior Year Actual		-0.20%	0.60%	0.60%	0.34%	0.34%	190.31%
<b>Beginning Fund Balance</b>		<b>454,883</b>	<b>452,735</b>	<b>452,735</b>	<b>452,735</b>	<b>452,735</b>	<b>450,985</b>
<b>+ Revenues and Transfers In</b>		<b>466,283</b>	<b>476,256</b>	<b>471,256</b>	<b>471,103</b>	<b>471,103</b>	<b>921,765</b>
<b>- Expenditures and Transfers Out</b>		<b>468,431</b>	<b>471,256</b>	<b>471,256</b>	<b>472,853</b>	<b>472,853</b>	<b>1,372,750</b>
<b>= Ending Fund Balance</b>		<b>452,735</b>	<b>457,735</b>	<b>452,735</b>	<b>450,985</b>	<b>450,985</b>	<b>0</b>

**LOCAL IMPROVEMENT DISTRICTS**  
Durango Hills Road Improvements

Account #	Account Description	2009 Actual	2010 Budget	2010 Actual	2011 Budget	2011 Estimate	2012 Request	2012 Proposed
<b>LOCAL IMPROVEMENT DISTRICTS</b>								
Durango Hills Road Improvements								
Revenues								
13.31101	Current Property Taxes	68,991	72,441	72,443	72,168	72,168	74,753	74,753
13.31200	Specific Ownership Taxes	5,159	4,000	4,343	4,000	4,000	4,000	4,000
13.31102	Prior Taxes	(0)						
13.31900	Property Tax Penalties & Int	225	500	160	500	200	500	500
13.34197	Other Miscellaneous Revenues	2,475	2,500	2,750	2,500	2,750	2,500	2,500
<b>Total Revenues</b>		<b>76,851</b>	<b>79,441</b>	<b>79,696</b>	<b>79,168</b>	<b>79,118</b>	<b>81,753</b>	<b>81,753</b>
% Increase from Prior Year Actual		0.74%	3.37%	3.70%	-0.66%	-0.72%	3.33%	3.33%
Expenditures (Public Works)								
4600.1324	Administrative Expense	-	1,000	-	1,000	-	1,000	1,000
4600.1422	Snow Removal Expense	20,130	32,990	28,570	26,000	25,000	26,000	26,000
4600.1469	Grading and Maintenance	36,182	54,510	43,943	36,500	29,300	40,000	40,000
<b>Total Expenditures</b>		<b>56,312</b>	<b>88,500</b>	<b>72,513</b>	<b>63,500</b>	<b>54,300</b>	<b>67,000</b>	<b>67,000</b>
% Increase from Prior Year Actual		-10.68%	57.16%	28.77%	-12.43%	-25.12%	23.39%	23.39%
<b>Beginning Fund Balance</b>		<b>70,583</b>	<b>91,122</b>	<b>91,122</b>	<b>105,924</b>	<b>98,305</b>	<b>123,123</b>	<b>123,123</b>
<b>+ Revenues and Transfers In</b>		<b>76,851</b>	<b>79,441</b>	<b>79,696</b>	<b>79,168</b>	<b>79,118</b>	<b>81,753</b>	<b>81,753</b>
<b>Total Expenditures</b>		<b>56,312</b>	<b>88,500</b>	<b>72,513</b>	<b>63,500</b>	<b>54,300</b>	<b>67,000</b>	<b>67,000</b>
<b>Ending Fund Balance</b>		<b>91,122</b>	<b>82,062</b>	<b>98,305</b>	<b>121,592</b>	<b>123,123</b>	<b>137,876</b>	<b>137,876</b>

**EMPLOYEE MEDICAL SELF INSURANCE FUND**

Account # Account Description		2009 Actual	2010 Budget	2010 Actual	2011 Budget	2011 Estimate	2012 Request	2012 Proposed
EMPLOYEE MEDICAL SELF INSURANCE								
Revenues								
70.36110	Interest on Deposits ( <i>Investment</i> )	7,844	5,000	2,312	2,000	1,500	2,000	1,500
70.38100	Deposits - County	2,201,088	2,455,000	2,545,754	3,606,214	3,000,000	3,606,214	3,275,000
70.38103	Deposits - Other					62		
70.38200	Dental Deposits-County	202,844	207,000	207,501	177,490	175,000	177,490	190,000
70.38203	Dental Deposits-Other	18,130		17,265		327		
<b>Employee Insurance Revenues Total</b>		<b>2,429,906</b>	<b>2,667,000</b>	<b>2,772,832</b>	<b>3,785,704</b>	<b>3,176,890</b>	<b>3,785,704</b>	<b>3,466,500</b>
% Increase from Prior Year Actual		10.95%	21.78%	14.11%	36.53%	14.57%	19.16%	9.12%
Expenditures								
2210.1950	Medical and Dental Services	2,656,372	3,021,000	2,975,677	3,400,000	3,400,000	3,400,000	3,400,000
<b>Employee Insurance Expenditures Total</b>		<b>2,656,372</b>	<b>3,021,000</b>	<b>2,975,677</b>	<b>3,400,000</b>	<b>3,400,000</b>	<b>3,400,000</b>	<b>3,400,000</b>
% Increase from Prior Year Actual		6.25%	20.84%	12.02%	14.26%	14.26%	0.00%	0.00%
(Increase) decrease in accounts receivable								
Increase (decrease) in claims payable								
<b>Beginning Net Assets</b>		<b>2,564,152</b>	<b>2,337,686</b>	<b>2,337,686</b>	<b>1,980,686</b>	<b>2,134,841</b>	<b>1,911,731</b>	<b>1,911,731</b>
<b>+ Revenues and Transfers In</b>		<b>2,429,906</b>	<b>2,667,000</b>	<b>2,772,832</b>	<b>3,785,704</b>	<b>3,176,890</b>	<b>3,785,704</b>	<b>3,466,500</b>
<b>- Expenditures and Transfers Out</b>		<b>2,656,372</b>	<b>3,021,000</b>	<b>2,975,677</b>	<b>3,400,000</b>	<b>3,400,000</b>	<b>3,400,000</b>	<b>3,400,000</b>
<b>= Ending Net Assets</b>		<b>2,337,686</b>	<b>1,983,686</b>	<b>2,134,841</b>	<b>2,366,390</b>	<b>1,911,731</b>	<b>2,297,435</b>	<b>1,978,231</b>

**JOINT SALES TAX FUND**

Account #	Account Description	2009 Actual	2010 Budget	2010 Actual	2011 Budget	2011 Estimate	2012 Request	2012 Proposed
<b>JOINT SALES TAX</b>								
<b>Revenues</b>								
16.31300	Sales Taxes				1,760,000	1,812,800	1,812,800	1,849,056
16.39115	Transfers In - Sales Tax							
16.39110	Transfers In - General Fund	1,816,470	1,729,726	1,998,874	-	-	-	-
16.36110	Interest on Deposits (Misc)	3,208	2,500	1,043	1,000	1,000	1,000	1,000
<b>Joint Sales Tax Revenues Total</b>		<b>1,819,678</b>	<b>1,732,226</b>	<b>1,999,917</b>	<b>1,761,000</b>	<b>1,813,800</b>	<b>1,813,800</b>	<b>1,850,056</b>
% Increase from Prior Year Actual		-10.67%	-4.81%	9.90%	-11.95%	-9.31%	0.00%	2.00%
<b>Expenditures</b>								
16.49161	Transfer to Landfill	10,000	10,000	10,000	-	-	-	-
16.49110	Transfer to General Fund:	2,239,546	2,205,813	2,067,281	2,063,883	1,998,270	2,028,835	2,052,197
	Library	1,669,326	1,776,533	1,639,199	1,763,224	1,751,522	1,747,593	1,747,593
	Humane Society - Shelter Operations	177,160	169,160	169,160	-	-	-	-
	Senior Services	393,060	260,120	258,922	290,659	236,748	271,242	294,604
	Landfill Closure/Monitoring				10,000	10,000	10,000	10,000
2207.2902	City/County Wide-Area Network (Capital Outlay)	52,720	-					
<b>Joint Sales Tax Expenditures Total</b>		<b>2,302,266</b>	<b>2,215,813</b>	<b>2,077,281</b>	<b>2,063,883</b>	<b>1,998,270</b>	<b>2,028,835</b>	<b>2,052,197</b>
% Increase from Prior Year Actual		10.90%	-3.76%	-9.77%	-0.65%	-3.80%	1.53%	2.70%
<b>Beginning Fund Balance</b>		<b>985,591</b>	<b>503,003</b>	<b>503,003</b>	<b>468,623</b>	<b>425,639</b>	<b>241,169</b>	<b>241,169</b>
<b>+ Revenues and Transfers In</b>		<b>1,819,678</b>	<b>1,732,226</b>	<b>1,999,917</b>	<b>1,761,000</b>	<b>1,813,800</b>	<b>1,813,800</b>	<b>1,850,056</b>
<b>- Expenditures and Transfers Out</b>		<b>2,302,266</b>	<b>2,215,813</b>	<b>2,077,281</b>	<b>2,063,883</b>	<b>1,998,270</b>	<b>2,028,835</b>	<b>2,052,197</b>
<b>= Ending Fund Balance</b>		<b>503,003</b>	<b>19,416</b>	<b>425,639</b>	<b>165,740</b>	<b>241,169</b>	<b>26,133</b>	<b>39,027</b>

**LANDFILL CLOSURE FUND**

Account #	Account Description	2009 Actual	2010 Budget	2010 Actual	2011 Budget	2011 Estimate	2012 Request	2012 Proposed
61.34197	Other <b>Miscellaneous</b> Revenue							
61.36110	Interest on Deposits ( <b>Investment</b> )	3,218	2,500	1,603	-	-	-	-
<b>61.39110</b>	Transfers in From General Fund	50,000	100,000	100,000	-	-	-	-
61.39116	Transfers in From JST	10,000	10,000	10,000	-	-	-	-
<b>Landfill Operations/Closure Revenues Total</b>		<b>63,218</b>	<b>112,500</b>	<b>111,603</b>	<b>-</b>	<b>-</b>	<b>-</b>	<b>-</b>
% Increase from Prior Year Actual		-18.29%	77.96%	76.54%	-100.00%	-100.00%	#DIV/0!	#DIV/0!
4400.1320	Other Professional Services	-	10,000	9,813	-	-	-	-
4400.1469	Grading & Maintenance	124,270	300,000	209,473	-	-	-	-
4400.2321	Monitoring & Groundwater Testing	23,424	100,000	83,086	-	-	-	-
<b>Landfill Closures Expenditures Total (PW)</b>		<b>147,694</b>	<b>410,000</b>	<b>302,371</b>	<b>-</b>	<b>-</b>	<b>-</b>	<b>-</b>
% Increase from Prior Year Actual		-9.80%	177.60%	104.73%	-100.00%	-100.00%	#DIV/0!	#DIV/0!
Increase (decrease) accts. Payable								
Residual equity transfer to General Fund					201,922	201,922		
<b>Beginning Fund Balance</b>		<b>477,167</b>	<b>392,690</b>	<b>392,690</b>	<b>143,190</b>	<b>201,922</b>	<b>(0)</b>	<b>(0)</b>
<b>Revenues</b>		<b>63,218</b>	<b>112,500</b>	<b>111,603</b>	<b>-</b>	<b>-</b>	<b>-</b>	<b>-</b>
<b>Expenditures</b>		<b>147,694</b>	<b>410,000</b>	<b>302,371</b>	<b>201,922</b>	<b>201,922</b>	<b>-</b>	<b>-</b>
<b>Ending Fund Balance</b>		<b>392,690</b>	<b>95,190</b>	<b>201,922</b>	<b>(58,732)</b>	<b>(0)</b>	<b>(0)</b>	<b>(0)</b>

**EMERGENCY RESERVE FUND (TABOR)**

<b>Account #</b>	<b>Account Description</b>	<b>2009 Actual</b>	<b>2010 Budget</b>	<b>2010 Actual</b>	<b>2011 Budget</b>	<b>2011 Estimate</b>	<b>2012 Proposed</b>
<b>TABOR EMERGENCY RESERVE FUND (Ammendment 1)</b>							
<b>Revenues</b>							
20.39119	Transfers In	-	-	-	-	-	-
<b>Expenditures</b>							
	Transfers Out	-	-	-	-	-	-
20.49119	Residual equity transfer to General Fund				2,000,000	2,000,000	
	<b>Beginning Fund Balance</b>	<b>2,000,000</b>	<b>2,000,000</b>	<b>2,000,000</b>	<b>2,000,000</b>	<b>2,000,000</b>	<b>-</b>
	<b>+ Revenue (Transfers In)</b>	<b>-</b>	<b>-</b>	<b>-</b>	<b>-</b>	<b>-</b>	<b>-</b>
	<b>- Expenditures (Transfers Out)</b>	<b>-</b>	<b>-</b>	<b>-</b>	<b>2,000,000</b>	<b>2,000,000</b>	<b>-</b>
	<b>= Ending Fund Balance</b>	<b>2,000,000</b>	<b>2,000,000</b>	<b>2,000,000</b>	<b>-</b>	<b>-</b>	<b>-</b>

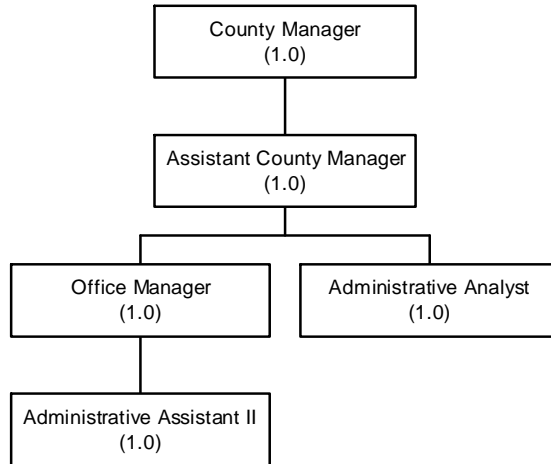
## 2012 Staffing Requests

<b>New Positions</b>					
<b>Department or Division</b>	<b>New Title</b>	<b>Notes</b>	<b>Salary</b>	<b>Benefits</b>	<b>Total</b>
District Attorney	DV Prosecutor	Continuation of grant funded position - Rachel Bromberg	\$60,374	\$14,402	\$74,777
HS - IM	Human Services Manager	Requested 0% of grade	\$51,575	\$20,395	\$71,970
					<b>\$146,747</b>

<b>Promotions</b>						
<b>Department or Division</b>	<b>New Title</b>	<b>Current Title</b>	<b>Change to Structure</b>	<b>Increase to Salary</b>	<b>Increase to Benefits</b>	<b>Total</b>
GS - FG	B&G Maint Worker I	Custodial Worker	L05 to L07 - 15% increase	\$4,424	\$680	\$5,104
GS - FG	B&G Maint Worker II	B&G Maint Worker I	L07 to L10 - 18% to min	\$5,304	\$709	\$6,013
SO - ATI	Admin Assistant III	Admin Assistant II	G06 to G08 - 15% increase	\$4,730	\$649	\$5,379
SO - Public Safety	Deputy Sheriff - Sgt	Deputy Sheriff - Cpl	PS09 to PS12 - 15% increase	\$8,777	\$1,348	\$10,125
SO - Public Safety	Deputy Sheriff - Sgt	Deputy Sheriff - Cpl	PS09 to PS12 - 15% increase	\$8,689	\$1,369	\$10,058
SO - Public Safety	Deputy Sheriff - Sgt	Deputy Sheriff - Cpl	PS09 to PS12 - 15% increase	\$8,761	\$1,400	\$10,161
SO - Public Safety	Deputy Sheriff - Sgt	Deputy Sheriff - Cpl	PS09 to PS12 - 15% increase	\$7,616	\$1,017	\$8,633
						<b>\$55,473</b>

<b>Promo w/n structure</b>						
<b>Department or Division</b>	<b>New Title</b>	<b>Current Title</b>	<b>Change to Structure</b>	<b>Increase to Salary</b>	<b>Increase to Benefits</b>	<b>Total</b>
Assessor's Office	Property Appraiser II	Property Appraiser I	None - G06 to G09 - 26% to Min	\$8,029	\$1,073	\$9,101
C&R	Accounting Tech	C&R Tech - Sr	None - Stay at G06	\$0	\$0	\$0
C&R (still underfilled)	Admin Assistant III	C&R Tech - Sr	None - G06 to G08 - 15%	\$4,846	\$647	\$5,494
HS - Services	Caseworker III	Case Worker II	None - G09 to G11 - 15%	\$6,162	\$823	\$6,985
HS - IM	Resource Advisor II	Resource Advisor I	None - G05 to G06 - 8.5%	\$2,505	\$335	\$2,840
HS - IM	Resource Advisor II	Resource Advisor I	None - G05 to G06 - 8.5%	\$2,505	\$335	\$2,840
HS - Sr Srv (still underfiled)	Admin Assistant III	Admin Assistant II	None - G06 to G08 - 18% to Min	\$4,555	\$609	\$5,164

## Administrative Services Organizational Chart



	Approved FTE Count	Approved 2012 Grade	Actual FTE Count	Actual 2012 Grade
County Manager	1.0	E23	1.0	E23
Assistant County Manager	1.0	E22	1.0	E22
Admin Analyst	1.0	G12	1.0	G12
Office Manager	1.0	G10	1.0	G10
Admin Assistant II	1.0	G06	1.0	G06
	<u>5.0</u>		<u>5.0</u>	

### 2011 Mid Year change:

Incumbent moved from an Admin Assistant II (G06) to an Admin Analyst (G12) on 6/18/11 with elimination of Sustainability Coordinator (G14)

### 2009 Promotion within structure:

Incumbent moved from an Admin Assistant I (G04) to an Admin Assistant II (G06) on anniversary date

### 2009 Moves:

Sustainability coord position moves to new cost center - 04500

### 2008 Mid Year changes:

New Sustainability coord position with reorganization and removal of Fleet Maintenance coord position in fleet

### 2008 New position:

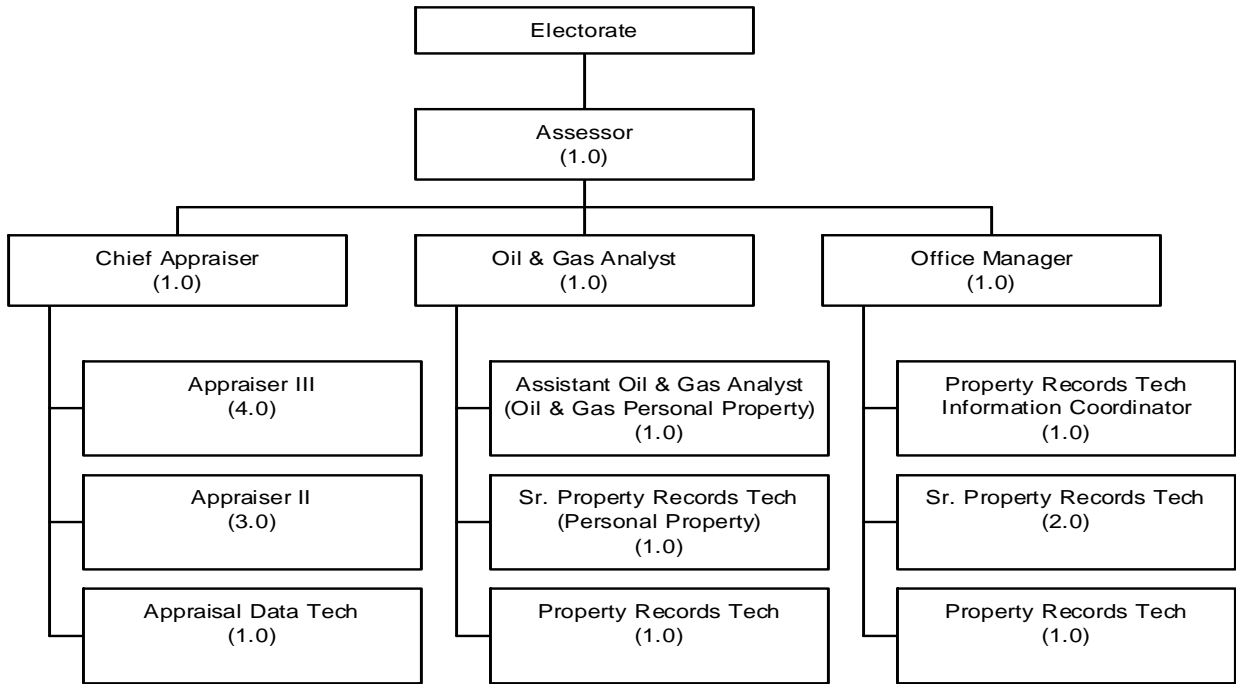
Admin Assistant II-DOLA

### Mid Year 2007 Reclassification:

Incumbent moved from an Admin Assistant III (G06) to an Office Manager (G09).

Title	FTE	Control #	12 Grade	12 Salary	12 Total w/ Benefits
County Manager	1.0	2100 - 1	E23	\$ 140,000	\$ 172,211
Assistant County Manager	1.0	2100 - 2	E22	\$ 112,751	\$ 137,530
Office Manager	1.0	2100 - 3	G10	\$ 44,678	\$ 61,943
Admin Assistant II	1.0	2100 - 4	G06	\$ 31,366	\$ 48,984
Admin Analyst	1.0	2100 - 5	G12	\$ 56,100	\$ 73,997
	<u>5.0</u>				

## Assessor Organizational Chart



Title	Approved FTE Count	Approved 2012 Grade	Actual FTE Count	Actual 2012 Grade
Assessor	1.0	EO	1.0	EO
Chief Appraiser	1.0	G13	1.0	G13
Oil & Gas Analyst	1.0	G12	1.0	G12
Office Manager	1.0	G10	1.0	G10
Property Appraiser III	4.0	G11	4.0	G11
Property Appraiser II	3.0	G09	3.0	G09
Assistant Oil & Gas Analyst	1.0	G09	1.0	G09
Property Records Info Coord	1.0	G07	1.0	G07
Property Records Tech - Sr	3.0	G06	3.0	G06
Appraisal Data Technician	1.0	G04	1.0	G04
Property Records Tech	2.0	G04	2.0	G04
	19.0		19.0	

**2012 Promotions within structure:**

Incumbent moved from Property Appraiser I - (G06) to Property Appraiser II - (G09)  
 Incumbent moved from Property Record Tech (G04) to Property Record Tech - Sr - (G06)

**2012 Frozen Positions:**

Vacant Assistant Oil and Gas Analyst and vacant Property Record Tech not funded for 2012

**2011 Promotion:**

Incumbent moved from Property Appraiser II - TQ (G09) to Property Appraiser III - FT (G11)

**2010 Eliminated Position:**

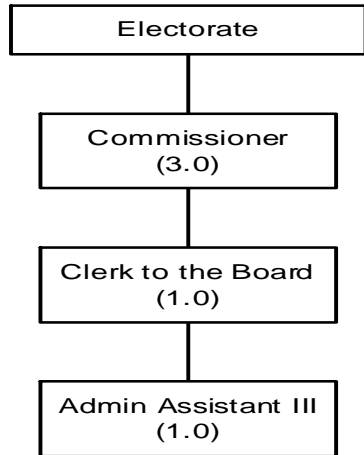
Property Record Tech - G04

**2009 Promotion:**

Incumbent moved from Property Record Tech - Sr (G05) to Assistant Oil & Gas Analyst (G09)

<b>Title</b>	<b>FTE</b>	<b>Control #</b>	<b>12 Grade</b>	<b>12 Salary</b>	<b>12 Total w/ Benefits</b>
Elected Official	1.0	1300 - 1	e	\$ 72,500	\$ 94,545
Chief Appraiser	1.0	1300 - 2	G13	\$ 66,140	\$ 87,129
Oil & Gas Analyst	1.0	1300 - 3	G12	\$ 49,858	\$ 62,917
Office Manager	1.0	1300 - 4	G10	\$ 51,875	\$ 70,326
Property Appraiser III	1.0	1300 - 5	G11	\$ 51,085	\$ 64,754
Property Appraiser III	1.0	1300 - 6	G11	\$ 52,000	\$ 73,337
Property Appraiser III	1.0	1300 - 7	G11	\$ 56,243	\$ 75,846
Property Appraiser II	1.0	1300 - 8	G06	\$ 38,771	\$ 50,285
Property Appraiser III	1.0	1300 - 9	G11	\$ 51,376	\$ 72,180
Property Appraiser II	1.0	1300 - 10	G09	\$ 44,678	\$ 64,968
Property Appraiser II	1.0	1300 - 11	G09	\$ 41,954	\$ 61,626
Assistant Oil and Gas Analyst	1.0	1300 - 12	G09	\$ -	\$ -
Prop Records Info Coord	1.0	1300 - 13	G07	\$ 36,067	\$ 47,219
Property Record Tech - Sr	1.0	1300 - 14	G06	\$ 39,146	\$ 55,560
Property Record Tech - Sr	1.0	1300 - 15	G06	\$ 34,715	\$ 50,102
Property Record Tech - Sr	1.0	1300 - 16	G06	\$ 30,368	\$ 40,759
Appraisal Data Tech	1.0	1300 - 17	G04	\$ 29,494	\$ 44,132
Property Record Tech	1.0	1300 - 18	G04	\$ -	\$ -
Property Record Tech	1.0	1300 - 19	G04	\$ 28,122	\$ 38,493
	<u>19.0</u>				

# BoCC Organizational Chart



Title	Approved FTE Count	Approved 2012 Grade	Actual FTE Count	Actual 2012 Grade
Commissioner	3.0	EO	3.0	EO
Clerk to the Board	1.0	G10	1.0	G10
Admin Assistant III	1.0	G08	1.0	G08
	<u>5.0</u>		<u>5.0</u>	

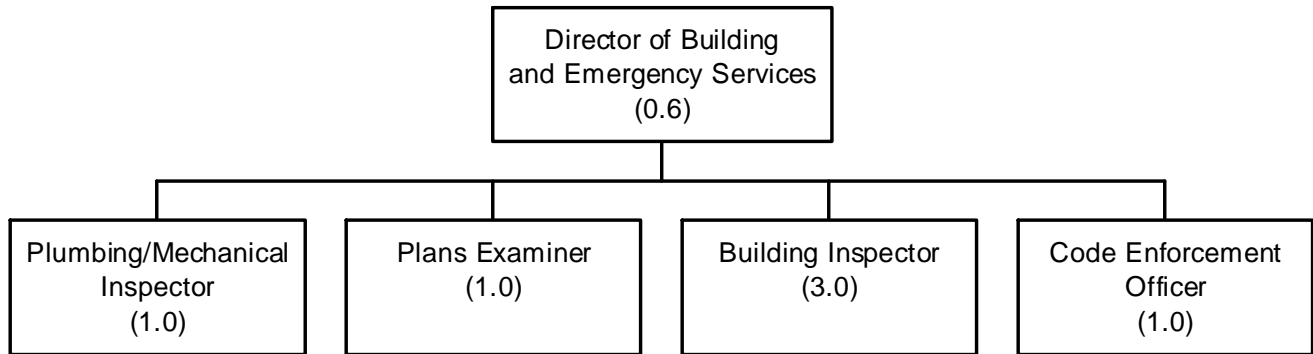
### 2008 Mid Year changes:

Reclassification of Clerk to the Board from G06 to G09

New Position - Admin Assistant III

Title	FTE	Control #	12 Grade	12 Salary	12 Total w/ Benefits
Elected Official	1.0	1000 - 1	EO	\$ 72,500	\$ 93,095
Elected Official	1.0	1000 - 2	EO	\$ 72,500	\$ 95,395
Elected Official	1.0	1000 - 3	EO	\$ 72,500	\$ 82,109
Clerk to the Board	1.0	1000 - 4	G10	\$ 44,096	\$ 56,453
Admin Assistant III	1.0	1000 - 5	G08	\$ 39,957	\$ 58,802
	<u>5.0</u>				

# Building Inspection Organizational Chart



Title	Approved FTE Count	Approved 2012 Grade	Actual FTE Count	Actual 2012 Grade
Director of Building & Emergency Services*	0.6	E19	0.6	E19
Plumbing/Mechanical Inspector	1.0	G12	1.0	G12
Plans Examiner	1.0	G12	1.0	G12
Building Inspector	3.0	G11	2.75	G11
Code Enforcement Officer	1.0	G09	1.0	G09
	<u>6.6</u>		<u>6.35</u>	

**2011 Mid Year change:**

Eliminated (1) Building Inspector (G11) and Admin Assistant III (G08) through RIF process

**2011 Eliminated Position:**

Eliminated (1) Building Inspector (G11)

**2010 Eliminated Positions:**

Eliminated (2) Building Inspector (G11) and (1) Building Tech (G08)

**2008 New positions:**

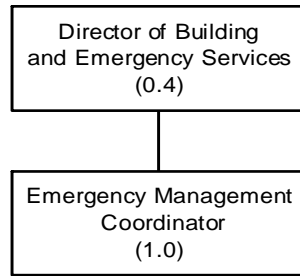
2 Building Inspectors

**Mid Year 2007 Correction:**

5 Building Inspectors are approved at a G09

Title	FTE	Control #	12 Grade	12 Salary	12 Total w/ Benefits
Director of Build/OEM	0.6	3300 - 1	E19	\$ 55,596	\$ 68,491
Plumbing/Mechanical Insp	1.0	3300 - 2	G12	\$ 54,309	\$ 72,509
Plans Examiner	1.0	3300 - 3	G12	\$ 55,432	\$ 69,171
Building Inspector	1.0	3300 - 5	G11	\$ 52,582	\$ 66,467
Building Inspector	0.75	3300 - 6	G11	\$ 39,437	\$ 51,353
Building Inspector	1.0	3300 - 7	G11	\$ 51,064	\$ 71,393
Code Enforcement Officer	1.0	3300 - 9	G09	\$ 50,752	\$ 68,949
	<u>6.35</u>				

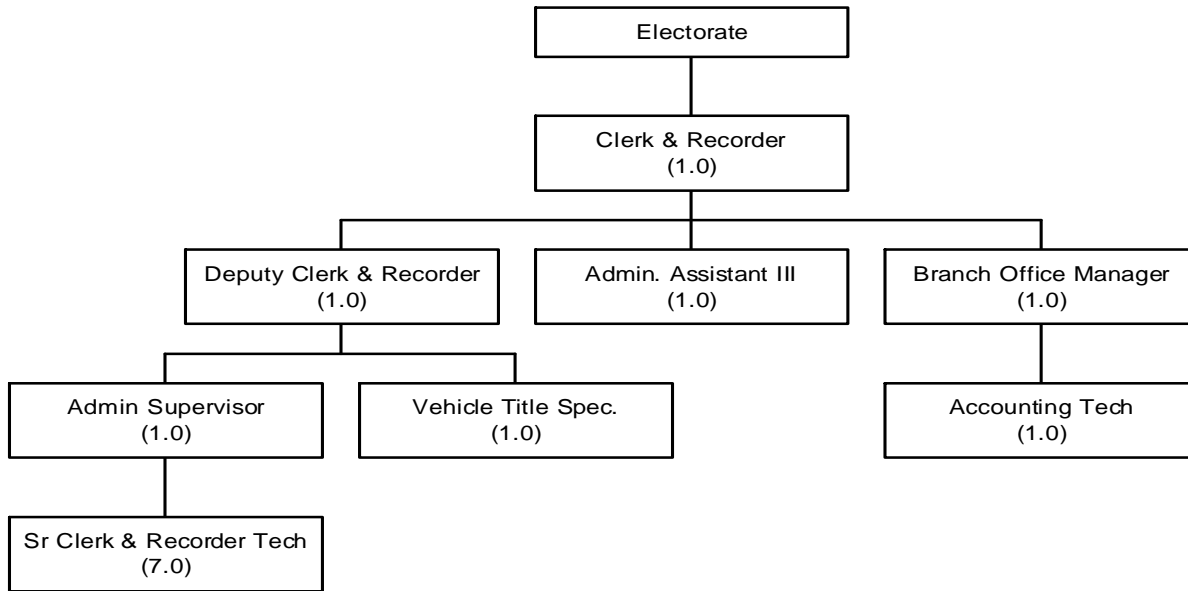
## Emergency Management Organizational Chart



Title	Approved FTE Count	Approved 2012 Grade	Actual FTE Count	Actual 2012 Grade
Director of Building & Emergency Services*	0.4	E19	0.4	E19
Emergency Management Coordinator	1.0	G11	1.0	G11
	<u>1.4</u>		<u>1.4</u>	

Title	FTE	Control #	12 Grade	12 Salary	12 Total w/ Benefits
Director of Build/OEM	0.4	3300 - 1	E19	\$ 37,064	\$ 45,661
Emergency Mgmt Coord	1.0	3401 - 1	G11	\$ 54,536	\$ 72,223
	<u>1.4</u>				

## Clerk & Recorder: MV & Recording Organizational Chart



	Approved FTE Count	Approved 2012 Grade	Actual FTE Count	Actual 2012 Grade
Clerk & Recorder	1.0	EO	1.0	EO
Deputy Clerk & Recorder	1.0	G12	1.0	G12
Administrative Supervisor	2.0	G10	1.0	G10
Branch Office Manager	1.0	G10	1.0	G10
Admin Assistant III	0.0	G08	1.0	G08
Sr Clerk & Recorder Tech	7.0	G06	7.0	G06
Accounting Tech	1.0	G06	1.0	G06
Vehicle Title Specialist	1.0	PS07	1.0	PS07
	14.0		14.0	

**2012 Promotion within structure:**

Incumbent moved from C&R Tech - Sr (G06) to an Admin Assistant III (G08)  
 Title change from C&R Tech - Sr (G06) to an Accounting Tech (G06)

**2010 Promotion within structure:**

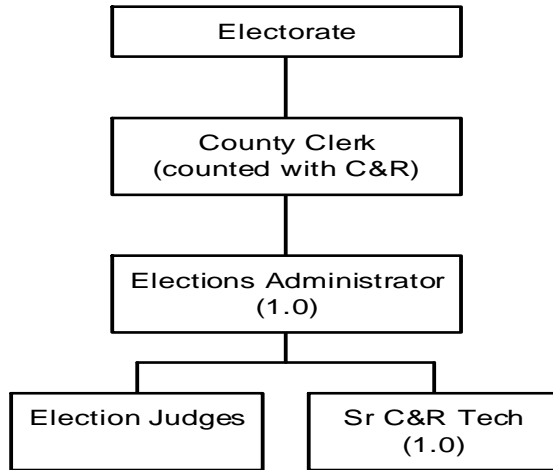
Incumbent moved from C&R Tech (G04) to a C&R Tech - Sr (G06)  
 Incumbent moved from C&R Tech (G04) to a C&R Tech - Sr (G06)

**2009 Promotion within structure:**

Incumbent moved from C&R Tech (G04) to a C&R Tech - Sr (G06)

<b>Title</b>	<b>FTE</b>	<b>Control #</b>	<b>12 Grade</b>	<b>12 Salary</b>	<b>12 Total w/ Benefits</b>
Elected Official	1.0	1100 - 1	EO	\$ 72,500	\$ 95,395
Deputy Clerk & Recorder	1.0	1100 - 2	G12	\$ 60,988	\$ 77,299
Admin Supervisor	1.0	1100 - 3	G10	\$ 51,875	\$ 66,925
Branch Office Mngr/C&R	1.0	1100 - 4	G10	\$ 51,875	\$ 66,544
C&R Tech - Sr	1.0	1100 - 5	G06	\$ 38,771	\$ 51,251
C&R Tech - Sr	1.0	1100 - 6	G06	\$ 38,376	\$ 50,591
C&R Tech - Sr	1.0	1100 - 7	G06	\$ 30,971	\$ 41,442
C&R Tech - Sr	1.0	1100 - 8	G06	\$ 36,795	\$ 48,412
Accounting Tech	1.0	1100 - 9	G06	\$ 34,549	\$ 49,992
C&R Tech - Sr	1.0	1100 - 10	G06	\$ 33,571	\$ 44,726
C&R Tech - Sr	1.0	1100 - 11	G06	\$ 32,594	\$ 43,282
Admin Assistant III	1.0	1100 - 12	G06	\$ 37,128	\$ 52,490
C&R Tech - Sr	1.0	1100 - 13	G06	\$ 32,094	\$ 42,716
Vehicle Title Specialist	1.0	1100 - 14	PS07	\$ 53,165	\$ 68,196
	<u>14.0</u>				

# Elections Organizational Chart



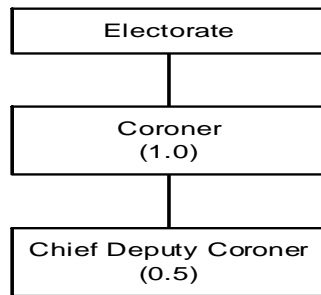
	Approved FTE Count	Approved 2012 Grade	Actual FTE Count	Actual 2012 Grade
Elections Administrator	1.0	G11	1.0	G11
Sr Clerk & Recorder Tech	1.0	G06	1.0	G06
	<u>2.0</u>		<u>2.0</u>	

**2008 Correction:**

Position is a G05 C&R Tech - Sr

Title	FTE	Control #	12 Grade	12 Salary	12 Total w/ Benefits
Elections Administrator	1.0	1101 - 1	G11	\$ 48,464	\$ 61,757
C&R Tech - Sr	1.0	1101 - 2	G06	\$ 30,971	\$ 41,442
	<u>2.0</u>				

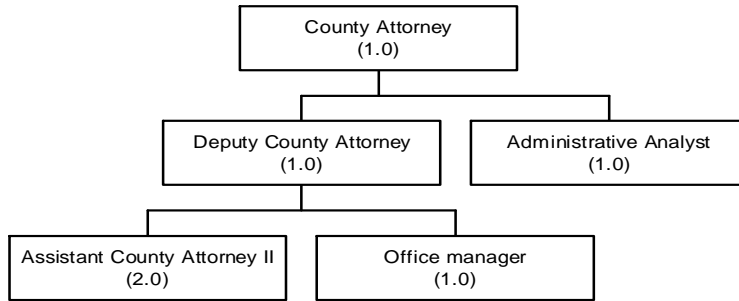
## Coroner Organizational Chart



Title	Approved FTE Count	Approved 2012 Grade	Actual FTE Count	Actual 2012 Grade
Coroner	1.0	EO	1.0	EO
Chief Deputy Coroner	0.5	G10	0.5	G10
	<u>1.5</u>		<u>1.5</u>	

Title	FTE	Control #	12 Grade	12 Salary	12 Total w/ Benefits
Elected Official	1.0	3100 - 1	EO	\$ 44,200	\$ 56,748
Chief Deputy Coroner	0.5	3100 - 2	G10	\$ 24,232	\$ 35,316
	<u>1.5</u>				

## County Attorney Organizational Chart



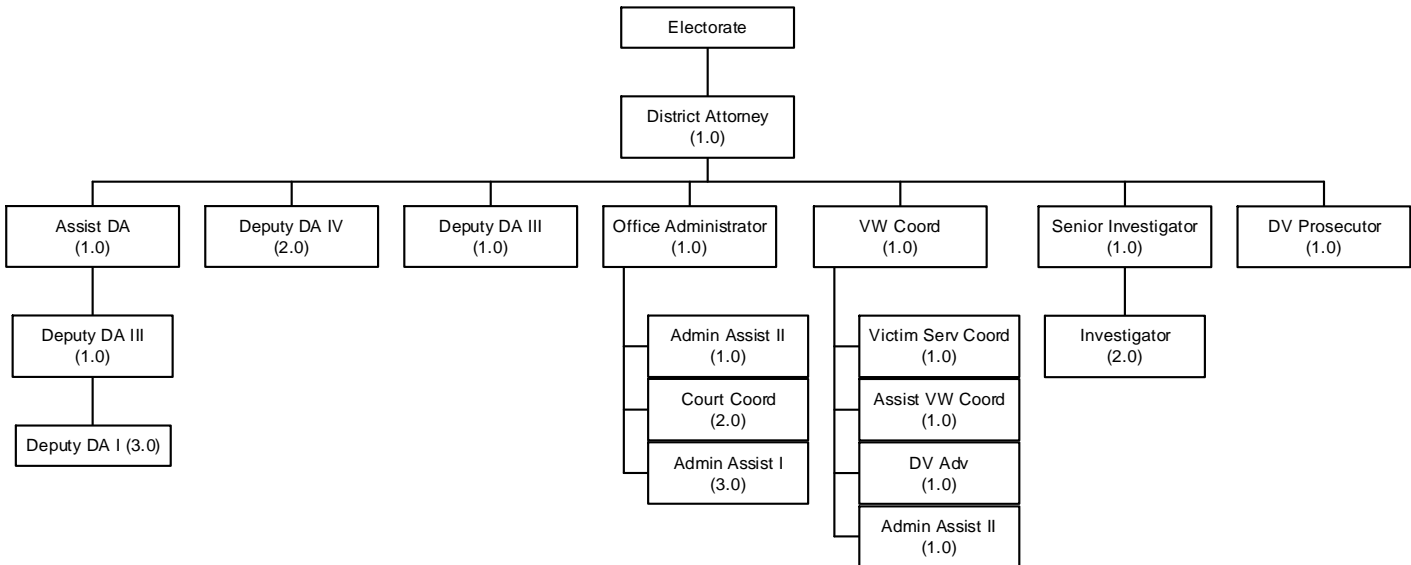
**2009 Created Cost Center:**

Administrative Analyst (G11) moved to new County Attorney cost center from Public Works - Engineering  
 Other 5 positions are new for 2009

Title	Approved FTE Count	Approved 2012 Grade	Actual FTE Count	Actual 2012 Grade
County Attorney	1.0	E23	1.0	E23
Deputy County Attorney	1.0	G18	1.0	G18
Assistant County Attorney II	2.0	G16	2.0	G16
Administrative Analyst	1.0	G12	1.0	G12
Office Manager	1.0	G10	1.0	G10
	6.0		6.0	

Title	FTE	Control #	12 Grade	12 Salary	12 Total w/ Benefits
County Attorney	1.0	2101 - 1	E23	\$ 158,482	\$ 186,218
Deputy County Attorney	1.0	2101 - 2	G18	\$ 86,062	\$ 103,893
Assistant County Attorney II	1.0	2101 - 3	G16	\$ 71,782	\$ 94,799
Assistant County Attorney II	1.0	2101 - 4	G16	\$ 77,902	\$ 98,792
Administrative Analyst	1.0	2101 - 5	G12	\$ 59,033	\$ 77,993
Office Manager	1.0	2101 - 6	G10	\$ 46,280	\$ 58,796
	6.0				

## District Attorney Organizational Chart



Title	Approved FTE Count	Approved 2012 Grade	Actual FTE Count	Actual 2012 Grade
District Attorney	1.0	EO	1.0	EO
Assistant District Attorney	1.0	G16	1.0	G16
DDA IV	2.0	G15	2.0	G15
DDA III	2.0	G14	2.0	G14
DDA I	3.0	G12	3.0	G12
Office Administrator	1.0	G10	1.0	G10
Victim Service Coord	1.0	G09	1.0	G09
Victim/Witness Coord	1.0	G09	1.0	G09
Assist Victim/Witness Coord	1.0	G07	1.0	G07
Court Coordinator	2.0	G07	2.0	G07
Domestic Violence Adv.	1.0	G07	0.0	G07
Administrative Assistant II	2.0	G06	3.0	G06
Administrative Assistant I	3.0	G04	3.0	G04
Senior Investigator	1.0	PS11	1.0	PS11
Investigator	2.0	PS10	2.0	PS10
Domestic Violence Prosecutor	1.0	G14	1.0	G14
	25.0		25.0	

**2012 New Position**

Domestic Violence Prosecutor grant position made permanent position

**2012 Eliminated Positions:**

Eliminated (2) Admin Assistant I half time

**2010 Position freeze to partially offset grant position**

New - Domestic Violence Prosecutor grant position ends 10/1/2011  
 Administrative Assistant I half time position unfilled until 10/1/2011

**2008 Mid Year changes**

Admin assistant I FTE to two half time employees

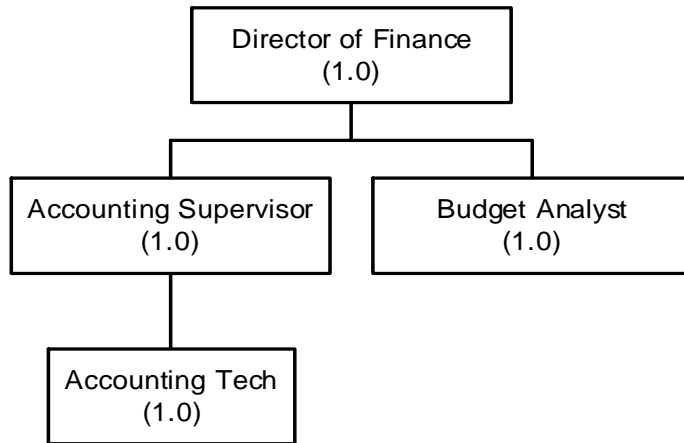
**2008 Reclassification:**

Incumbent moved from a Records Clerk (G02) to an Admin Assistant II (G05).

Incumbent moved from a Receptionist (G01) to an Admin Assistant I (G03).  
 Incumbent moved from a File Clerk (G01) to an Admin Assistant I (G03).

<b>Title</b>	<b>FTE</b>	<b>Control #</b>	<b>12 Grade</b>	<b>12 Salary</b>	<b>12 Total w/ Benefits</b>
Elected Official	1.0	3200 - 1	EO	\$ 130,000	\$ 160,405
Assistant District Attorney	1.0	3200 - 2	G16	\$ 78,374	\$ 102,272
DA IV	1.0	3200 - 3	G15	\$ 65,674	\$ 88,179
DA IV	1.0	3200 - 4	G15	\$ 68,374	\$ 91,016
DA III	1.0	3200 - 5	G14	\$ 65,274	\$ 80,831
DA III	1.0	3200 - 6	G14	\$ 65,374	\$ 80,442
DA I	1.0	3200 - 7	G12	\$ 54,224	\$ 67,802
DA I	1.0	3200 - 8	G12	\$ 52,600	\$ 70,029
DA I	1.0	3200 - 9	G12	\$ 59,974	\$ 78,337
DA Office Admin	1.0	3200 - 10	G10	\$ 57,084	\$ 72,186
DA Victim/Witness Coor	1.0	3200 - 11	G09	\$ 55,640	\$ 69,963
Victim Services Coord	1.0	3200 - 12	G09	\$ 41,413	\$ 61,615
DA Victim/Witness Ast Coor	1.0	3200 - 13	G07	\$ 45,198	\$ 58,513
DA Court Coord	1.0	3200 - 14	G07	\$ 42,474	\$ 55,560
DA Court Coord	1.0	3200 - 15	G07	\$ 43,014	\$ 63,048
Admin Assistant II	1.0	3200 - 16	G06	\$ 31,200	\$ 41,834
Admin Assistant II	1.0	3200 - 17	G06	\$ 33,384	\$ 44,511
Admin Assistant II	1.0	3200 - 18	G06	\$ 30,742	\$ 41,183
Admin Assistant I	1.0	3200 - 19	G04	\$ 32,406	\$ 47,462
Admin Assistant I	1.0	3200 - 20	G04	\$ 26,582	\$ 30,949
Admin Assistant I	1.0	3200 - 21	G04	\$ 26,000	\$ 35,807
DA Investigator - Sr	1.0	3200 - 24	PS11	\$ 73,954	\$ 99,480
DA Investigator	1.0	3200 - 25	PS10	\$ 61,277	\$ 80,226
DA Investigator	1.0	3200 - 26	PS10	\$ 52,894	\$ 66,540
Domestic Violence Prosecutor	1.0	3200 - 27	G14	\$ 60,374	\$ 74,774
	<u>25.0</u>				

# Finance Organizational Chart



Title	Approved FTE Count	Approved 2012 Grade	Actual FTE Count	Actual 2012 Grade
Director of Finance	1.0	E21	1.0	E21
Accounting Supervisor	1.0	G11	1.0	G11
Budget Analyst	1.0	G11	1.0	G11
Accounting Tech	1.0	G06	0.75	G06
	<u>4.0</u>		<u>3.75</u>	

**2011 Eliminated Position:**

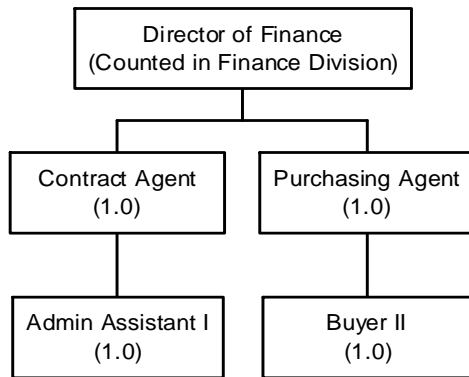
Eliminated Controller position

**2008 Mid Year changes:**

Name Change of Accounting Analyst to Budget Analyst

Title	FTE	Control #	12 Grade	12 Salary	12 Total w/ Benefits
Director of Finance	1.0	2200 - 1	E21	\$ 102,535	\$ 125,643
Accounting Supervisor	1.0	2200 - 3	G11	\$ 60,133	\$ 80,373
Budget Analyst	1.0	2200 - 4	G11	\$ 47,805	\$ 61,135
Accounting Tech	0.75	2200 - 5	G06	\$ 26,848	\$ 36,943
	<u>3.75</u>				

## Procurement Organizational Chart



Title	Approved FTE Count	Approved 2012 Grade	Actual FTE Count	Actual 2012 Grade
Contract Agent	1.0	G12	1.0	G12
Purchasing Agent	1.0	G12	1.0	G12
Buyer II	1.0	G10	1.0	G10
Admin Assistant I	1.0	G04	1.0	G04
	<u>4.0</u>		<u>4.0</u>	

### 2009 Promotion within structure:

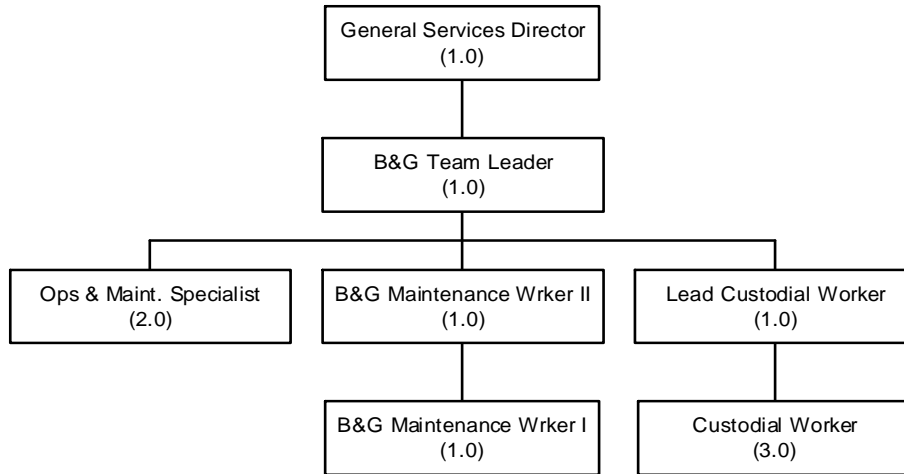
Incumbent moved from 3/4 time Admin Assistant I (G04) to Fulltime Admin Assistant I (G04)

### 2008 Reclassification:

Incumbent moved from a Buyer I (G07) to a Buyer II (G09).

Title	FTE	Control #	12 Grade	12 Salary	12 Total w/ Benefits
Contract Agent	1.0	2202 - 1	G12	\$ 58,163	\$ 72,849
Purchasing Agent	1.0	2202 - 2	G12	\$ 58,163	\$ 79,942
Buyer II	1.0	2202 - 3	G10	\$ 44,512	\$ 57,327
Admin Assistant I	1.0	2202 - 4	G04	\$ 29,931	\$ 44,332
	<u>4.0</u>				

## Building and Grounds Organizational Chart



Title	Approved FTE Count	Approved 2012 Grade	Actual FTE Count	Actual 2012 Grade
General Services Director	1.0	E19	1.0	E19
B&G Team Leader	1.0	L14	1.0	L14
Ops & Maint Specialist	2.0	L12	2.0	L12
B & G Maint. Worker II	1.0	L10	1.0	L10
B & G Maint. Worker I	1.0	L07	1.0	L07
Lead Custodial Worker	1.0	L07	1.0	L07
Custodial Worker	3.0	L05	3.0	L05
	10.0		10.0	

### 2012 Promotion

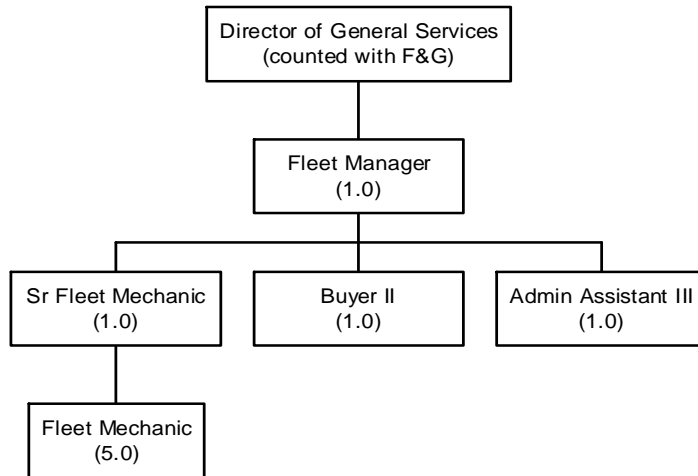
Incumbent moved from a B&G Maint. Worker I (L07) to B&G Maint. Worker II (L10).  
 Incumbent moved from a Custodial Worker (L05) to B&G Maint. Worker I (L07).

### 2010 Move between cost centers

Change B&G Maint Wrkr II (L10) to B&G Maint Wrkr I (L07) from cost center 5000

Title	FTE	Control #	12 Grade	12 Salary	12 Total w/ Benefits
Director of Gen Services	1.0	2203 - 1	E19	\$ 84,806	\$ 109,082
B&G Team Leader	1.0	2203 - 2	L14	\$ 51,626	\$ 69,957
Op & Maint Specialist	1.0	2203 - 3	L12	\$ 43,430	\$ 56,000
Op & Maint Specialist	1.0	2203 - 4	L12	\$ 43,430	\$ 63,094
B&G Maint Worker II	1.0	2203 - 5	L10	\$ 34,840	\$ 45,828
Lead Custodian	1.0	2203 - 6	L07	\$ 31,450	\$ 42,299
Custodial Worker	1.0	2203 - 7	L05	\$ 30,077	\$ 41,030
B&G Maint Worker I	1.0	2203 - 8	L07	\$ 29,474	\$ 39,745
Custodial Worker	1.0	2203 - 9	L05	\$ 24,752	\$ 34,392
Custodial Worker	1.0	2203 - 10	L05	\$ 26,374	\$ 36,354
	10.0				

## Capital Equipment Replacement Fund & Maintenance



Title	Approved FTE Count	Approved 2012 Grade	Actual FTE Count	Actual 2012 Grade
Fleet Manager	1.0	G15	1.0	G15
Sr - Fleet Mechanic	1.0	L12	1.0	L12
Fleet Mechanic	5.0	L11	5.0	L11
Buyer II	1.0	G10	1.0	G10
Admin Assistant III	1.0	G08	1.0	G08
	<u>9.0</u>		<u>9.0</u>	

### 2010 Promotion

Incumbent moved from a Fleet Mechanic (L10) to Sr Fleet Mechanic (L10).

### 2008 Mid Year changes:

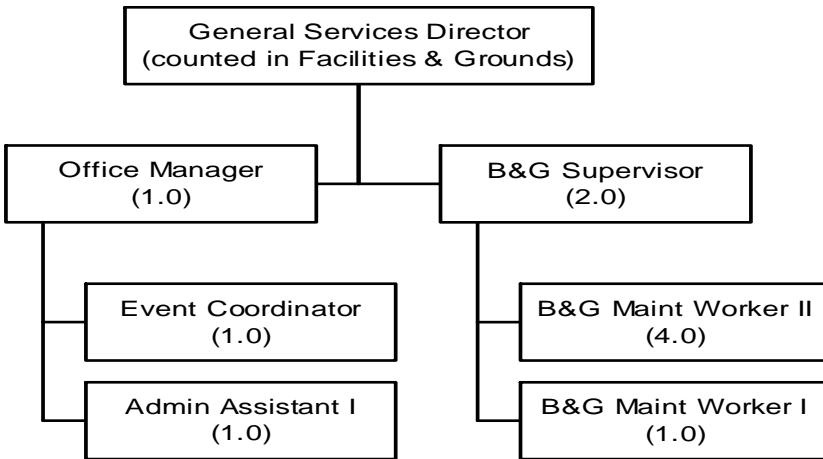
Fleet Maintenance coord position was removed with reorganization and creation of Sustainability coord position.

### 2008 Reclassification:

Incumbent moved from a Preventive Maint Tech (L03) to a Fleet Mechanic (L10).

Title	FTE	Control #	12 Grade	12 Salary	12 Total w/ Benefits
Fleet Manager	1.0	2212 - 1	G15	\$ 74,987	\$ 97,605
Sr Fleet Mechanic	1.0	2212 - 2	L12	\$ 51,646	\$ 73,006
Fleet Mechanic	1.0	2212 - 3	L11	\$ 49,941	\$ 68,513
Fleet Mechanic	1.0	2212 - 4	L11	\$ 48,693	\$ 69,112
Fleet Mechanic	1.0	2212 - 5	L11	\$ 40,498	\$ 56,310
Fleet Mechanic	1.0	2212 - 6	L11	\$ 38,210	\$ 43,900
Fleet Mechanic	1.0	2212 - 7	L11	\$ 38,210	\$ 53,716
Buyer II	1.0	2212 - 8	G10	\$ 44,096	\$ 63,414
Admin Assistant III	1.0	2212 - 9	G08	\$ 44,117	\$ 56,984
	<u>9.0</u>				

# Fairgrounds Organizational Chart



Title	Approved FTE Count	Approved 2012 Grade	Actual FTE Count	Actual 2012 Grade
Office Manager	1.0	G10	1.0	G10
Event Coordinator	1.0	G08	0.0	G08
Administrative Assistant II	0.0	G06	1.0	G06
Administrative Assistant I	1.0	G04	1.0	G04
B&G Supervisor	2.0	L13	1.0	L13
Ops & Maint Specialist	0.0	L12	1.0	L12
B&G Maintenance Worker II	4.0	L10	4.0	L10
B&G Maintenance Worker I	1.0	L07	1.0	L07
	<u>10.0</u>		<u>10.0</u>	

## 2010 Move between cost centers

Change B&G Maint Wrkr I (L07) to B&G Maint Wrkr II (L10) from cost center 2203

## 2010 Promotion within structure:

Incumbent moved from B&G Maint Wrkr I (L07) to B&G Maint Wrkr II (L10)

## 2010 Promotions

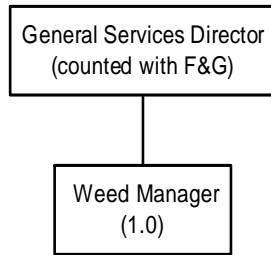
Incumbent moved from Custodial Worker (L05) to B&G Maint Wrkr I (L07)

## 2009 Promotion within structure:

Incumbent moved from B&G Maint Wrkr I (L07) to B&G Maint Wrkr II (L10) mid year

Title	FTE	Control #	12 Grade	12 Salary	12 Total w/ Benefits
Office Manager	1.0	5000 - 1	G10	\$ 44,408	\$ 61,019
Admin Assistant II	1.0	5000 - 2	G06	\$ 31,366	\$ 41,890
Admin Assistant I	1.0	5000 - 3	G04	\$ 28,642	\$ 38,802
B&G Maint Supervisor	1.0	5000 - 4	L13	\$ 48,048	\$ 61,281
Op & Maint Specialist	1.0	5000 - 5	L12	\$ 43,098	\$ 59,338
B&G Maint Worker II	1.0	5000 - 6	L10	\$ 40,186	\$ 52,692
B&G Maint Worker II	1.0	5000 - 7	L10	\$ 38,771	\$ 50,672
B&G Maint Worker II	1.0	5000 - 8	L10	\$ 35,922	\$ 47,054
B&G Maint Worker II	1.0	5000 - 9	L10	\$ 35,922	\$ 47,054
B&G Maint Worker I	1.0	5000 - 10	L07	\$ 28,974	\$ 39,179
	<u>10.0</u>				

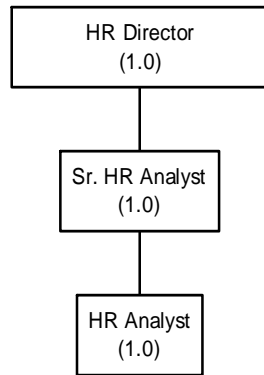
## Weed Management Organizational Chart



Title	Approved FTE Count	Approved 2012 Grade	Actual FTE Count	Actual 2012 Grade
Weed Control Manager	1.0	G09	1.0	G09
	<u>1.0</u>		<u>1.0</u>	

Title	FTE	Control #	12 Grade	12 Salary	12 Total w/ Benefits
Weed Control Manager	1.0	5102 - 1	G09	\$ 49,727	\$ 68,264
	<u>1.0</u>				

## Human Resources Organizational Chart



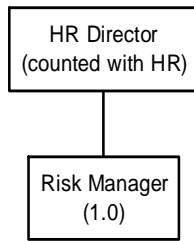
Title	Approved FTE Count	Approved 2012 Grade	Actual FTE Count	Actual 2012 Grade
HR Director	1.0	E20	1.0	E20
Sr. HR Analyst	1.0	G13	1.0	G13
HR Analyst	1.0	G11	1.0	G11
	<u>3.0</u>		<u>3.0</u>	

### 2009 Promotion within structure:

Incumbent moved from 3/4 time HR Specialist (G09) to Fulltime HR Analyst (G11) on anniversary

Title	FTE	Control #	12 Grade	12 Salary	12 Total w/ Benefits
Director of Human Resources	1.0	2301 - 1	E20	\$ 93,248	\$ 120,066
HR Analyst-Sr	1.0	2301 - 2	G13	\$ 58,249	\$ 79,943
HR Analyst	1.0	2301 - 3	G11	\$ 47,694	\$ 67,492
	<u>3.0</u>				

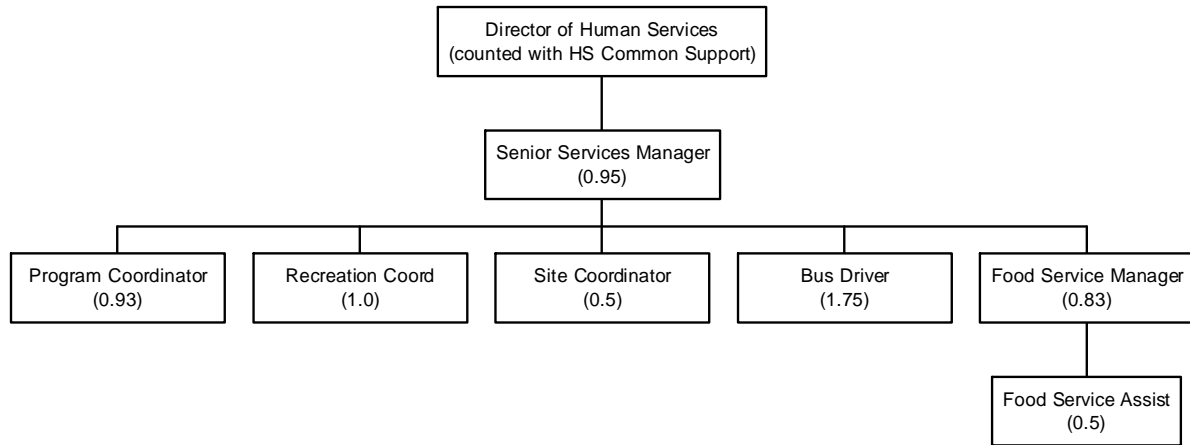
## Risk Management Organizational Chart



Title	Approved FTE Count	Approved 2012 Grade	Actual FTE Count	Actual 2012 Grade
Risk Manager	1.0	G14	1.0	G14
	<u>1.0</u>		<u>1.0</u>	

Title	FTE	Control #	12 Grade	12 Salary	12 Total w/ Benefits
Risk Manager	1.0	2401 - 1	G14	\$ 72,058	\$ 93,339
	<u>1.0</u>				

## Senior Services Organizational Chart



**2012 Promotion within structure:**

Incumbent moved from Admin Assistant II - (G06) to Admin Assistant III - (G08)

**2011 Mid Year change**

Vacant Program Coordinator 3/4 time (G09) position was filled with Admin Assistant II FT - (G06)

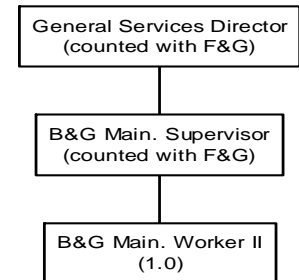
**2008 Mid year Changes:**

Reclassification of Head Cook (L08) to Food Service Manager (G10)

**2008 Reclassification:**

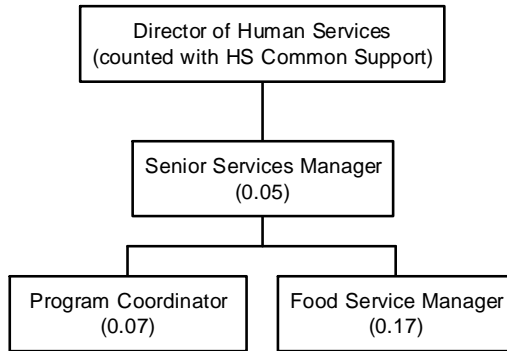
Bus Driver (Half time) to Bus Driver (3/4 time)

Title	Approved FTE Count	Approved 2012 Grade	Actual FTE Count	Actual 2012 Grade
Senior Services Manager	0.95	G13	0.95	G13
Food Service Manager	0.83	G10	0.83	G10
Program Coordinator	0.93	G09	0.00	G09
Admin Assistant III	0.00	G08	0.93	G08
Recreation Coordinator	1.00	G09	1.00	G09
Site Coordinator	0.50	G04	0.50	G04
Bus Driver	1.75	L08	1.75	L08
Food Service Assistant	0.50	L05	0.50	L05
Maintenance Worker II	1.00	L10	1.00	L10
	<u>7.46</u>		<u>7.46</u>	



Title	FTE	Control #	12 Grade	12 Salary	12 Total w/ Benefits
Sr Svcs Manager	0.95	5500 - 1	G13	\$ 62,833	\$ 78,501
Food Service Manager	0.83	5500 - 2	G10	\$ 37,308	\$ 51,298
Admin Asst III	0.93	5500 - 3	G08	\$ 33,233	\$ 47,347
Sr Svcs Rec Coord	1.0	5500 - 4	G09	\$ 39,541	\$ 55,306
Sr Svcs Site Coordinator	0.5	5500 - 5	G04	\$ 14,238	\$ 16,281
Bus Driver	1.0	5500 - 6	L08	\$ 36,275	\$ 54,911
Bus Driver	0.75	5500 - 7	L08	\$ 23,338	\$ 32,789
Food Service Assistant	0.5	5500 - 8	L05	\$ 13,790	\$ 15,774
B&G Maint Worker II	1.0	5500 - 9	L10	\$ 40,186	\$ 52,555
	<u>7.46</u>				

## Senior Services Organizational Chart - Bayfield



### 2012 Promotion within structure:

Incumbent moved from Admin Assistant II - (G06) to Admin Assistant III - (G08)

### 2011 Mid Year change

Vacant Program Coordinator 3/4 time (G09) position was filled with Admin Assistant II FT - (G06)

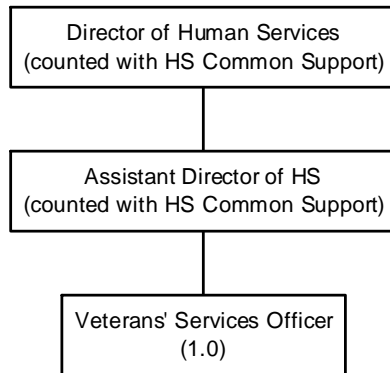
### 2008 Mid year Changes:

Reclassification of Head Cook (L08) to Food Service Manager (G10)

Title	Approved FTE Count	Approved 2012 Grade	Actual FTE Count	Actual 2012 Grade
Senior Services Manager	0.05	G13	0.05	G13
Food Service Manager	0.17	G10	0.17	G10
Program Coordinator	0.07	G09	0	G09
Admin Assistant III	0	G08	0.07	G08
	<u>0.29</u>		<u>0.29</u>	

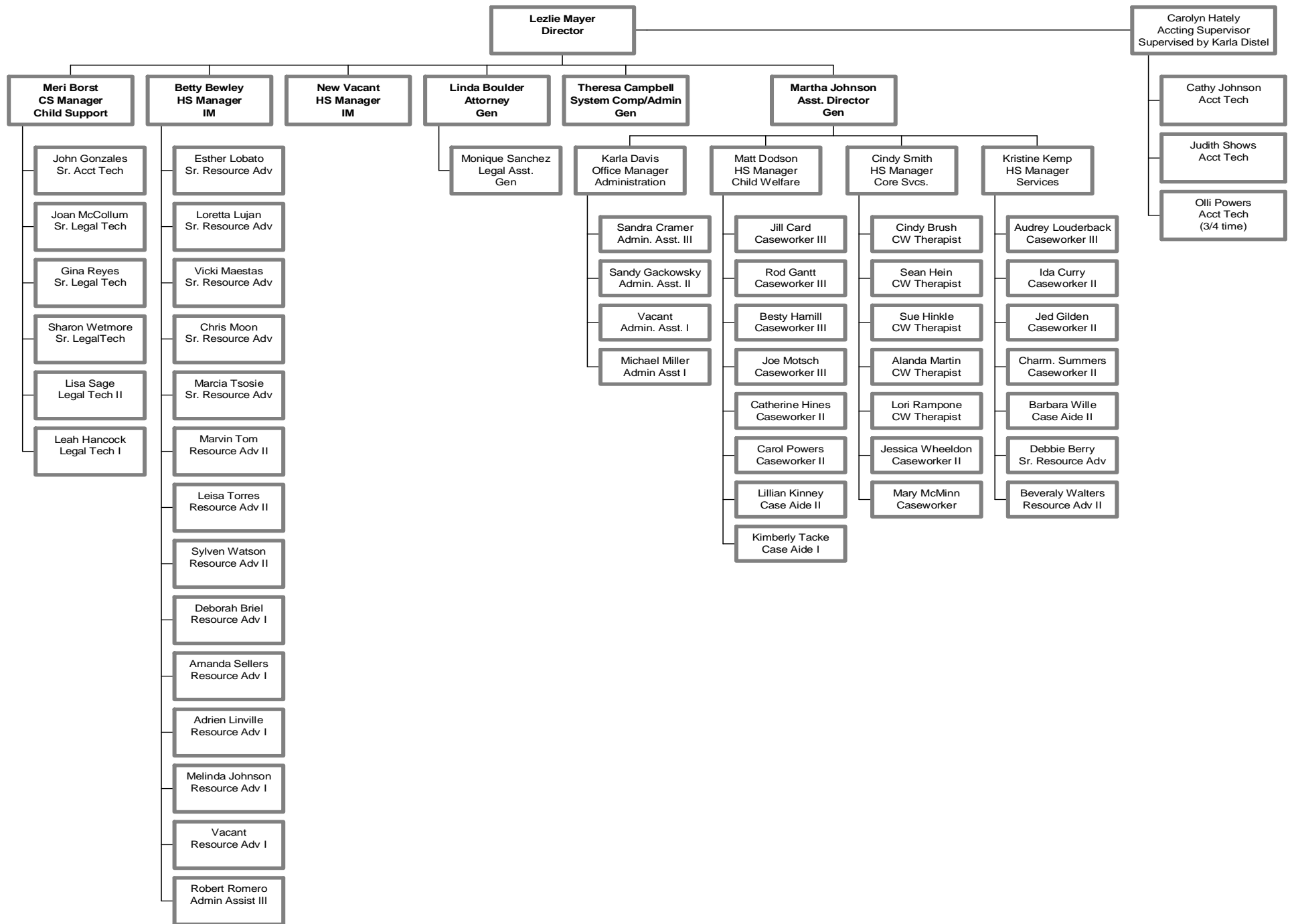
Title	FTE	Control #	12 Grade	12 Salary	12 Total w/ Benefits
Sr Svcs Manager	0.05	5500 - 1	G13	\$ 3,307	\$ 4,132
Food Service Manager	0.17	5500 - 2	G10	\$ 7,641	\$ 10,507
Sr Svcs Program Coord	0.07	5500 - 3	G09	\$ 2,501	\$ 3,564
	<u>0.29</u>				

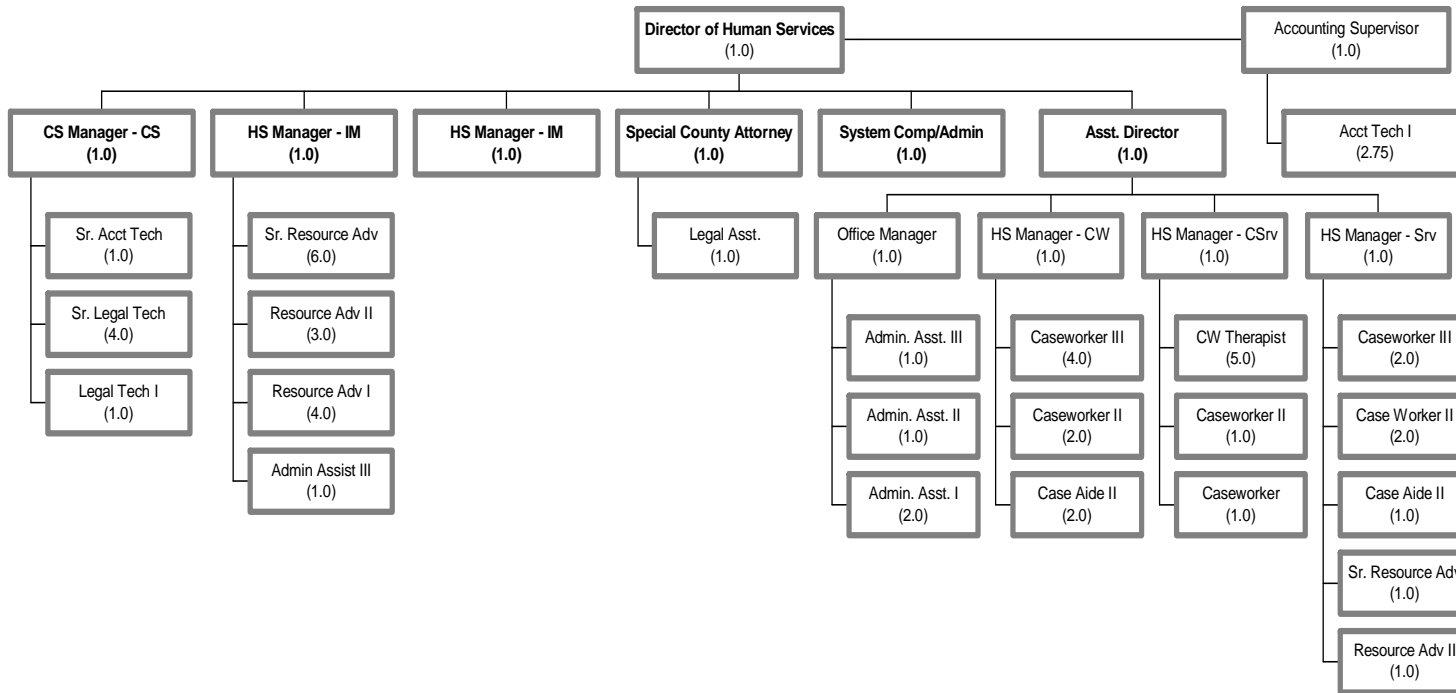
## Veterans' Services Organizational Chart



Title	Approved FTE Count	Approved 2012 Grade	Actual FTE Count	Actual 2012 Grade
Veterans' Services Officer	1.0	G09	1.0	G09
	<u>1.0</u>		<u>1.0</u>	

Title	FTE	Control #	12 Grade	12 Salary	12 Total w/ Benefits
Veterans Services Officer	1.0	5504 - 1	G09	\$ 43,098	\$ 62,713
	<u>1.0</u>				





**2012 New Position:**

New Human Services Manager (G13)

**2012 Promotion within structure:**

Incumbent moved from Case Worker II - (G09) to Case Worker III - (G11)

Incumbent moved from Resource Advisor I - (G05) to Resource Advisor II - (G06)

Incumbent moved from Resource Advisor I - (G05) to Resource Advisor II - (G06)

Title change from Caseworker Specialist to Caseworker III and Caseworker - Sr to Caseworker II

**2011 Mid Year New Position**

Resources Advisor I - 2 year position

**2011 Promotion within structure:**

Incumbent moved from Case Wrker (G08) to Case Worker Sr (G09)

Incumbent moved from Resource Advisor I (G05) to Resource Advisor II (G06)

**2011 New Position**

Resource Advisor I (G05)

**2010 Promotion within structure:**

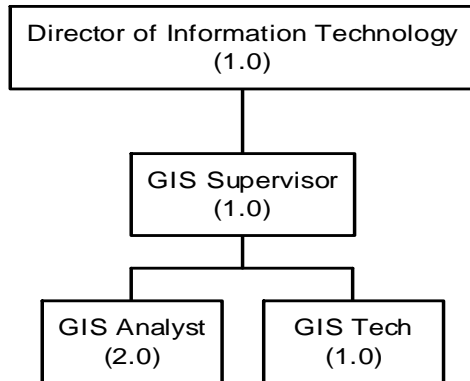
Incumbent moved from Case Wrker Sr (G09) to Case Worker Therapist (G12)

Incumbent moved from Case Wrker Sr (G09) to Case Worker Therapist (G12)

<b>Title</b>	<b>Approved FTE Count</b>	<b>Approved 2012 Grade</b>	<b>Actual FTE Count</b>	<b>Actual 2012 Grade</b>
Director of Human Services	1.00	E21	1.00	E21
Asst Director HS	1.00	G16	1.00	G16
Special County Attorney	1.00	G16	1.00	G16
HS Manager	5.00	G13	5.00	G13
Child Support Enforcemnt Mgr	1.00	G12	1.00	G12
HS System/compliance admin	1.00	G12	1.00	G12
Case Worker Ther	5.00	G12	5.00	G12
Accounting Supervisor	1.00	G12	1.00	G12
Case Worker III	6.00	G11	5.00	G11
Legal Assistant	1.00	G10	1.00	G10
Office Manager	1.00	G10	1.00	G10
Case Worker II	5.00	G09	6.00	G09
Sr Legal Technician	4.00	G09	3.00	G09
Legal Technician II	0.00	G08	1.00	G08
Accounting Technician - Sr	1.00	G08	1.00	G08
Admin Assistant III	2.00	G08	2.00	G08
Case Worker	1.00	G08	1.00	G08
Sr Resource Advisor	7.00	G08	6.00	G08
Case Aide II	3.00	G07	2.00	G07
Accounting Technician	3.00	G06	2.75	G06
Admin Assistant II	1.00	G06	1.00	G06
Legal Technician I	1.00	G06	1.00	G06
Resource Advisor II	4.00	G06	4.00	G06
Case Aide I	0.00	G05	1.00	G05
Resource Advisor I	4.00	G05	5.00	G05
Admin Assistant I	2.00	G04	2.00	G04
	62.00		61.75	



# GIS Organizational Chart



Title	Approved FTE Count	Approved 2012 Grade	Actual FTE Count	Actual 2012 Grade
IT Director	1.0	E20	1.0	E20
GIS Supervisor	1.0	G15	1.0	G15
GIS Analyst	2.0	G12	2.0	G12
GIS Technician	1.0	G09	1.0	G09
	<u>5.0</u>		<u>5.0</u>	

**2011 Mid Year change:**

Eliminated (1) GIS Analyst and (1) GIS Technician through RIF process

**2009 Change:**

GIS Technician contract position ended

**2008 Reclassification:**

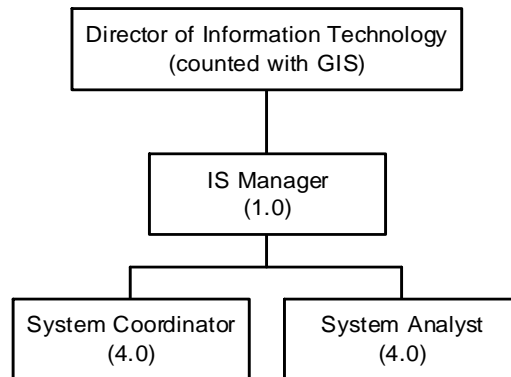
Incumbent moved from a Sr. GIS Analyst (G11) to a GIS Supervisor (G13).

**2008 - Exend contract, 1-year term:**

GIS Tech (G07)

Title	FTE	Control #	12 Grade	12 Salary	12 Total w/ Benefits
Director of Info Tech	1.0	2102 - 1	E20	\$ 93,248	\$ 115,067
GIS Supervisor	1.0	2102 - 2	G15	\$ 65,384	\$ 85,175
GIS Analyst	1.0	2102 - 4	G12	\$ 61,006	\$ 76,710
GIS Analyst	1.0	2102 - 5	G12	\$ 61,006	\$ 79,559
GIS Technician	1.0	2102 - 6	G09	\$ 47,819	\$ 61,932
	<u>5.0</u>				

## Information Services Organizational Chart



Title	Approved FTE Count	Approved 2012 Grade	Actual FTE Count	Actual 2012 Grade
Information Services Manager	1.0	G15	1.0	G15
Systems Coordinator	4.0	G14	4.0	G14
Systems Analyst	4.0	G12	4.0	G12
	<u>9.0</u>		<u>9.0</u>	

### 2012 Frozen Position:

Vacant Systems Analyst not funded for 2012

### 2011 Eliminated Position:

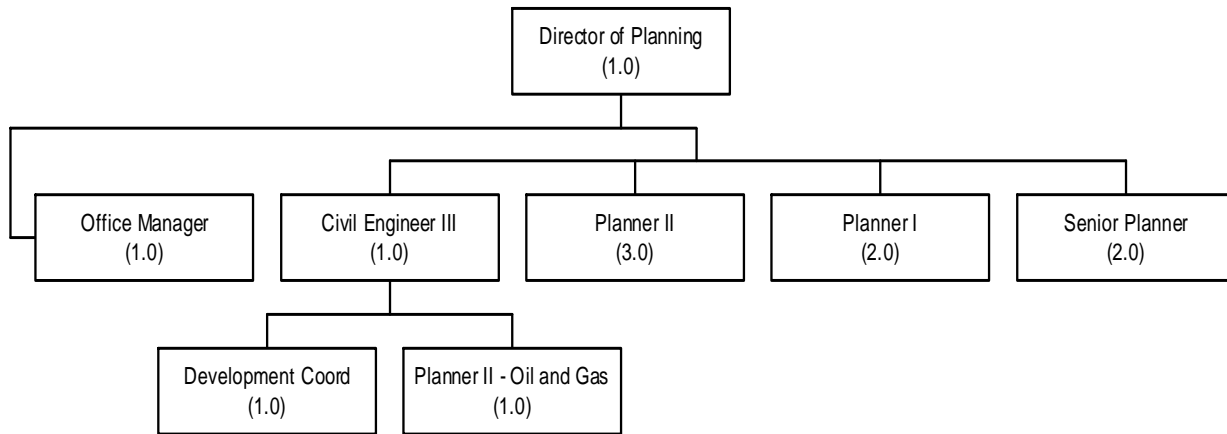
Vacant IS Manager position eliminated

### 2009 Reclassification:

Vacant position System Analyst (G11) to IS Manager (G15)

Title	FTE	Control #	12 Grade	12 Salary	12 Total w/ Benefits
IS Manager	1.0	2201 - 1	G15	\$ 78,509	\$ 104,780
Systems Coordinator	1.0	2201 - 3	G14	\$ 72,058	\$ 90,180
Systems Coordinator	1.0	2201 - 4	G14	\$ 72,058	\$ 90,180
Systems Coordinator	1.0	2201 - 5	G14	\$ 72,058	\$ 93,556
Systems Coordinator	1.0	2201 - 6	G14	\$ 72,058	\$ 89,460
Systems Analyst	1.0	2201 - 7	G12	\$ -	\$ -
Systems Analyst	1.0	2201 - 8	G12	\$ 52,541	\$ 73,512
Systems Analyst	1.0	2201 - 9	G12	\$ 52,645	\$ 70,606
Systems Analyst	1.0	2201 - 10	G12	\$ 53,997	\$ 71,612
	<u>9.0</u>				

## Planning Organizational Chart



Title	Approved FTE Count	Approved 2012 Grade	Actual FTE Count	Actual 2012 Grade
Director of Planning	1.0	E20	1.0	E20
Civil Engineer III (PE)	1.0	G15	1.0	G15
Senior Planner	2.0	G14	2.0	G14
Development Coordinator	1.0	G13	0.75	G13
Planner II	4.0	G12	3.75	G12
Planner I	2.0	G10	1.75	G10
Office Manager	1.0	G10	1.0	G10
	12.0		11.25	

**2011 Mid Year change:**

Eliminated Assistant Planning Director, (1) Planner II, Planning Tech - Sr and Admin Assistant I through RIF process

**2011 Eliminated Positions:**

Vacant (1) Planner I and (1) Planner II - Oil and Gas eliminated

**2009 Promotion:**

Incumbent moved from Admin Assistant III to a Office Manager

**2009 Reclassification:**

Incumbent moved from Planning Tech (G07) to a Current Planning Coord (G09)

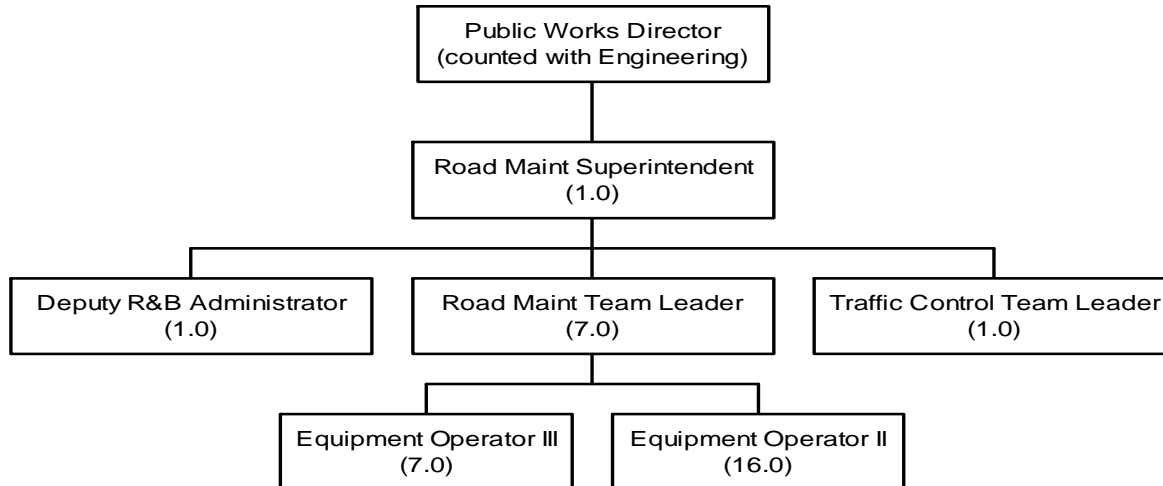
**2008 Mid Year changes:**

Name Change of Planning Services Manager to Assistant Director

New Position Senior Planner

Title	FTE	Control #	12 Grade	12 Salary	12 Total w/ Benefits
Director of Planning	1.0	5200 - 1	E20	\$ 90,942	\$ 110,335
Civil Engineer III	1.0	5200 - 3	G15	\$ 79,177	\$ 96,089
Planner - Sr	1.0	5200 - 4	G14	\$ 69,428	\$ 92,130
Planner - Sr	1.0	5200 - 5	G14	\$ 60,609	\$ 82,367
Development Coord	0.75	5200 - 6	G13	\$ 49,605	\$ 63,558
Planner II	1.0	5200 - 7	G12	\$ 64,460	\$ 81,339
Planner II	0.75	5200 - 8	G12	\$ 48,399	\$ 62,299
Planner II	1.0	5200 - 9	G12	\$ 51,836	\$ 65,380
Planner I	1.0	5200 - 11	G10	\$ 42,409	\$ 54,408
Planner II - Oil & Gas	1.0	5200 - 12	G12	\$ 49,857	\$ 62,851
Planner I	0.75	5200 - 15	G10	\$ 34,597	\$ 45,799
Office Manager	1.0	5200 - 16	G10	\$ 50,669	\$ 64,785
	11.25				

## R&B Maintenance Support Organizational Chart



Title	Approved FTE Count	Approved 2012 Grade	Actual FTE Count	Actual 2012 Grade
Road Maint Superintendent	1.0	G17	1.0	G17
Deputy R&B Administrator	1.0	G12	1.0	G12
Road Maintenance Team Leader	7.0	L14	7.0	L14
Traffic Ctrl Team Leader	1.0	L14	1.0	L14
Equipment Operator III	7.0	L12	7.0	L12
Equipment Operator II	16.0	L10	16.0	L10
	<u>33.0</u>		<u>33.0</u>	

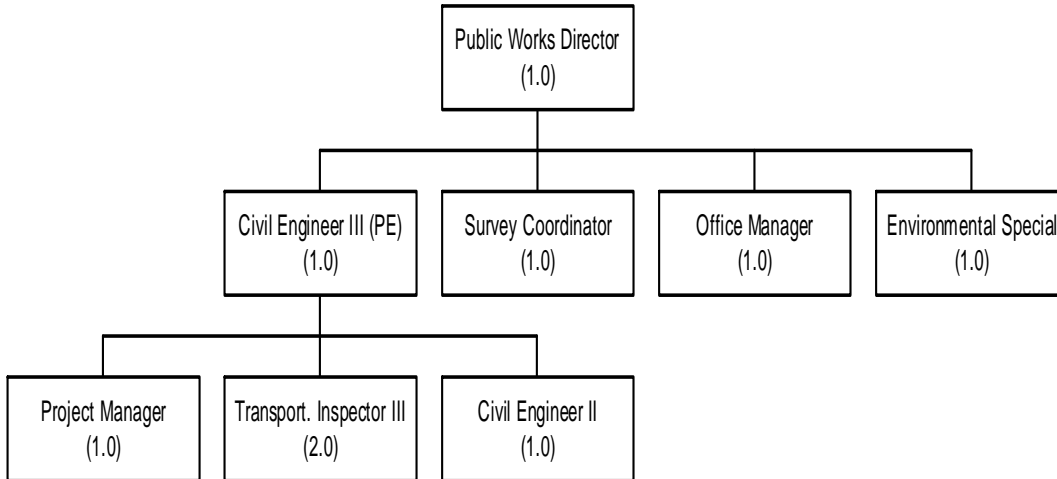
### 2008 Reclassifications:

Traffic Control Supervisor (L11) to a Traffic Control Team Leader (L13)

Title	FTE	Control #	12 Grade	12 Salary	12 Total w/ Benefits
Road Maint Superintendent	1.0	4100 - 1	G17	\$ 93,205	\$ 121,570
Deputy R&B Administrator	1.0	4100 - 2	G12	\$ 56,536	\$ 75,789
Road Maint Team Leader	1.0	4100 - 3	L14	\$ 57,304	\$ 73,012
Road Maint Team Leader	1.0	4100 - 4	L14	\$ 59,842	\$ 80,033
Road Maint Team Leader	1.0	4100 - 5	L14	\$ 61,027	\$ 81,413
Road Maint Team Leader	1.0	4100 - 6	L14	\$ 57,304	\$ 76,508
Road Maint Team Leader	1.0	4100 - 7	L14	\$ 51,626	\$ 72,982
Road Maint Team Leader	1.0	4100 - 8	L14	\$ 55,536	\$ 70,780
Road Maint Team Leader	1.0	4100 - 9	L14	\$ 60,424	\$ 83,736
Traffic Ctrl Team Leader	1.0	4100 - 10	L14	\$ 52,749	\$ 67,712
Equip Op III	1.0	4100 - 11	L12	\$ 52,915	\$ 67,906
Equip Op III	1.0	4100 - 12	L12	\$ 49,650	\$ 68,174
Equip Op III	1.0	4100 - 13	L12	\$ 52,395	\$ 74,394
Equip Op III	1.0	4100 - 14	L12	\$ 46,987	\$ 60,538
Equip Op III	1.0	4100 - 15	L12	\$ 43,597	\$ 56,191
Equip Op III	1.0	4100 - 16	L12	\$ 48,526	\$ 66,382
Equip Op III	1.0	4100 - 17	L12	\$ 54,662	\$ 73,875
Equip Op II	1.0	4100 - 18	L10	\$ 35,547	\$ 46,630

Equip Op II	1.0	4100 - 19	L10	\$	46,405	\$	60,330
Equip Op II	1.0	4100 - 20	L10	\$	37,336	\$	52,726
Equip Op II	1.0	4100 - 21	L10	\$	43,014	\$	56,265
Equip Op II	1.0	4100 - 22	L10	\$	43,014	\$	55,955
Equip Op II	1.0	4100 - 23	L10	\$	43,014	\$	55,955
Equip Op II	1.0	4100 - 24	L10	\$	43,014	\$	59,675
Equip Op II	1.0	4100 - 25	L10	\$	41,787	\$	54,121
Equip Op II	1.0	4100 - 26	L10	\$	35,922	\$	47,364
Equip Op II	1.0	4100 - 27	L10	\$	38,085	\$	56,780
Equip Op II	1.0	4100 - 28	L10	\$	38,438	\$	50,048
Equip Op II	1.0	4100 - 29	L10	\$	38,085	\$	49,566
Equip Op II	1.0	4100 - 30	L10	\$	35,922	\$	47,054
Equip Op II	1.0	4100 - 31	L10	\$	37,336	\$	52,674
Equip Op II	1.0	4100 - 32	L10	\$	37,502	\$	48,846
Equip Op II	1.0	4100 - 33	L10	\$	40,269	\$	51,982
	<u>33.0</u>						

# Engineering Organizational Chart



Title	Approved FTE Count	Approved 2012 Grade	Actual FTE Count	Actual 2012 Grade
Public Works Director	1.0	E21	1.0	E21
Civil Engineer III (PE)	1.0	G15	1.0	G15
Environmental Specialist	1.0	G15	1.0	G15
Survey Coordinator	1.0	G13	1.0	G13
Civil Engineer II	1.0	G13	1.0	G13
Trans Inspec III	2.0	G11	2.0	G11
Office Manager	1.0	G10	1.0	G10
Project Manager	1.0	G12	0.0	G12
	9.00		8.00	

**2012 Frozen Positions:**

Vacant Project Manager not funded for 2012

**2010 Promotion:**

Trans Inspector II (G10) to a Trans Inspector III (G11)

**2009 Mid Year Reclassifications:**

4200-9 Trans Inspector II (G10) to a Project Manager (G12) and eliminate Construction Manager

**2009 Move:**

Research Analyst (G11) moved to new County Attorney cost center 2101

**2009 Reclassification:**

Vacant Transportation Insp I (G08) to Transportation Insp II (G10)

**2008 New Positions:**

Environmental Specialist (G13)

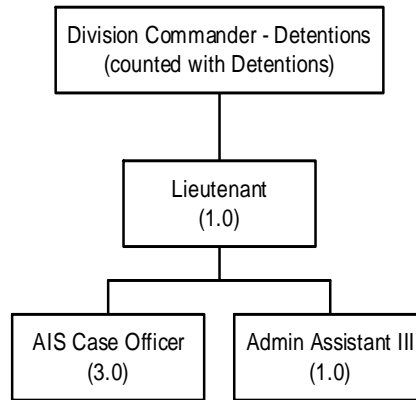
Research Analyst (G10)

**2008 Reclassifications:**

Trans Inspector I (3/4 time) to a Trans Inspector I (Full Time)

<b>Title</b>	<b>FTE</b>	<b>Control #</b>	<b>12 Grade</b>	<b>12 Salary</b>	<b>12 Total w/ Benefits</b>
Director of Public Works	1.0	4200 - 1	E21	\$ 102,535	\$ 123,834
Civil Engineer III (PE)	1.0	4200 - 2	G15	\$ 74,925	\$ 98,753
Environmental Specialist	1.0	4200 - 3	G15	\$ 65,384	\$ 84,521
Survey Coordinator	1.0	4200 - 4	G13	\$ 66,140	\$ 83,294
Civil Engineer II	1.0	4200 - 7	G13	\$ 60,366	\$ 68,572
Transportation Insp III	1.0	4200 - 5	G11	\$ 57,928	\$ 73,739
Transportation Insp III	1.0	4200 - 6	G11	\$ 55,390	\$ 69,678
Office Manager	1.0	4200 - 8	G10	\$ 51,875	\$ 66,695
Project Manager	1.0	4200 - 9	G12	\$ -	\$ -
	<u>9.0</u>				

## Alternatives to Incarceration Organizational Chart



Title	Approved FTE Count	Approved 2012 Grade	Actual FTE Count	Actual 2012 Grade
Lieutenant	1.0	PS14	1.0	PS14
AIS Case Officer	3.0	PS09	3.0	PS09
Admin Assistant III	1.0	G08	1.0	G08
	<u>5.0</u>		<u>5.0</u>	

### 2012 Promotion:

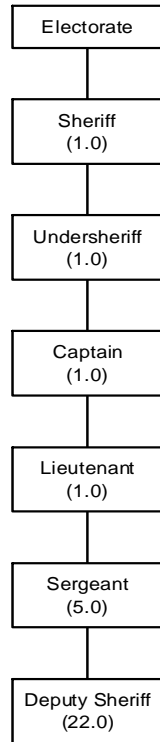
Incuments moved from Admin Assistant II (G06) to Admin Assistant III (G08)

### 2009 Promotion:

Incuments moved from Admin Assistant I (G03) to Admin Assistant II (G06)

Title	FTE	Control #	12 Grade	12 Salary	12 Total w/ Benefits
Lieutenant	1.0	2104 - 1	PS14	\$ 87,381	\$ 108,010
Day Rep Case Officer	1.0	2104 - 2	PS09	\$ 56,647	\$ 78,767
Day Rep Case Officer	1.0	2104 - 3	PS09	\$ 61,360	\$ 77,732
Day Rep Case Officer	1.0	2104 - 4	PS09	\$ 58,573	\$ 80,996
Admin. Assistant III	1.0	2104 - 5	G08	\$ 36,254	\$ 51,862
	<u>5.0</u>				

## Public Safety Organizational Chart



Title	Approved FTE Count	Approved 2012 Grade	Actual FTE Count	Actual 2012 Grade
Sheriff	1.0	EO	1.0	EO
Undersheriff	1.0	PS16	1.0	PS16
Captain	1.0	PS15	1.0	PS15
Lieutenant	1.0	PS14	1.0	PS14
Dep Sheriff - Sgt	5.0	PS12	4.0	PS12
Dep Sheriff	22.0	PS08	22.0	PS08
Dep Sheriff - Yr 1	0.0	PS06	1.0	PS06
	<u>31.0</u>		<u>31.0</u>	

### 2012 Promotion:

Incumbents moved from (4) Deputy Sheriff - Cpl (PS09) to a (4) Deputy Sheriff - Sgt (PS12)  
 Reclass Deputy Sheriff - Sgt (PS12) to Deputy Sheriff (PS08)

### 2011 Promotion:

Deputy Sheriff (PS08) to a Deputy Sheriff - Cpl (PS09)

### 2009 Reclassifications:

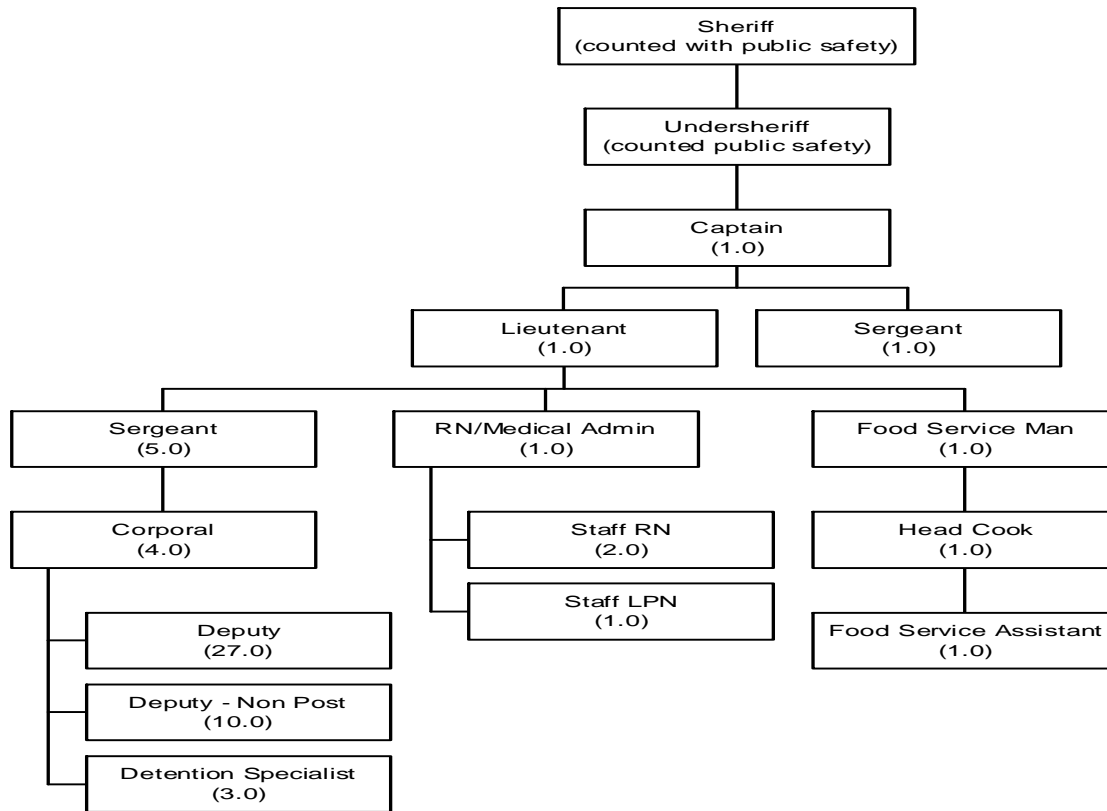
Dep Sheriff - Cpl (PS09) to a Dep Sheriff - Sgt (PS12)

### 2008 Reclassifications:

Dep Sheriff - Sgt (PS12) to a Dep Sheriff - Lt (PS13)

<b>Title</b>	<b>FTE</b>	<b>Control #</b>	<b>12 Grade</b>	<b>12 Salary</b>	<b>12 Total w/ Benefits</b>
Elected Official	1.0	3000 - 1	EO	\$ 87,700	\$ 108,118
Undersheriff	1.0	3000 - 2	PS16	\$ 94,633	\$ 120,517
Captain	1.0	3000 - 3	PS15	\$ 80,523	\$ 107,124
Lieutenant	1.0	3000 - 4	PS14	\$ 68,536	\$ 88,779
Deputy Sheriff	1.0	3000 - 5	PS08	\$ 46,509	\$ 66,149
Deputy Sheriff - Yr 1	1.0	3000 - 6	PS06	\$ 42,245	\$ 54,222
Deputy Sheriff - Sgt	1.0	3000 - 7	PS12	\$ 66,622	\$ 83,775
Deputy Sheriff - Sgt	1.0	3000 - 8	PS12	\$ 58,386	\$ 79,817
Deputy Sheriff - Sgt	1.0	3000 - 9	PS12	\$ 67,288	\$ 91,050
Deputy Sheriff - Sgt	1.0	3000 - 10	PS08	\$ 66,043	\$ 83,181
Deputy Sheriff	1.0	3000 - 11	PS08	\$ 57,034	\$ 79,325
Deputy Sheriff	1.0	3000 - 12	PS08	\$ 56,867	\$ 79,033
Deputy Sheriff	1.0	3000 - 13	PS08	\$ 46,592	\$ 66,243
Deputy Sheriff	1.0	3000 - 14	PS08	\$ 55,806	\$ 74,728
Deputy Sheriff - Sgt	1.0	3000 - 15	PS12	\$ 67,163	\$ 91,578
Deputy Sheriff	1.0	3000 - 16	PS08	\$ 48,443	\$ 61,249
Deputy Sheriff	1.0	3000 - 17	PS08	\$ 55,806	\$ 77,805
Deputy Sheriff	1.0	3000 - 18	PS08	\$ 50,710	\$ 63,819
Deputy Sheriff	1.0	3000 - 19	PS08	\$ 56,763	\$ 79,476
Deputy Sheriff	1.0	3000 - 20	PS08	\$ 46,592	\$ 59,150
Deputy Sheriff	1.0	3000 - 21	PS08	\$ 52,125	\$ 65,943
Deputy Sheriff	1.0	3000 - 22	PS08	\$ 52,125	\$ 65,943
Deputy Sheriff	1.0	3000 - 23	PS08	\$ 48,318	\$ 65,325
Deputy Sheriff	1.0	3000 - 24	PS08	\$ 50,357	\$ 71,015
Deputy Sheriff	1.0	3000 - 25	PS08	\$ 46,592	\$ 63,218
Deputy Sheriff	1.0	3000 - 26	PS08	\$ 50,669	\$ 70,865
Deputy Sheriff	1.0	3000 - 27	PS08	\$ 48,901	\$ 68,861
Deputy Sheriff	1.0	3000 - 28	PS08	\$ 52,666	\$ 73,209
Deputy Sheriff	1.0	3000 - 29	PS06	\$ 55,411	\$ 69,148
Deputy Sheriff	1.0	3000 - 30	PS08	\$ 48,797	\$ 68,743
Deputy Sheriff	1.0	3000 - 31	PS08	\$ 48,922	\$ 68,884
	<u>31.0</u>				

## Detentions Organizational Chart



Title	Approved FTE Count	Approved 2012 Grade	Actual FTE Count	Actual 2012 Grade
Captain	1.0	PS15	1.0	PS15
Lieutenant	1.0	PS14	1.0	PS14
Dep Sheriff - Sgt	6.0	PS12	6.0	PS12
Dep Sheriff - Cpl	4.0	PS09	4.0	PS09
Deputy Sheriff	27.0	PS08	22.0	PS08
Deputy Sheriff - 1st Year	0.0	PS06	4.0	PS06
Deputy Sheriff - Non Post	10.0	PS04	11.0	PS04
Detention Specialist	3.0	G06	3.0	G06
RN/Medical Administrator	1.0	G14	1.0	G14
Staff RN	2.0	G12	2.0	G12
Staff LPN	1.0	G08	1.0	G08
Food Service Manager	1.0	G10	1.0	G10
Head Cook	1.0	L09	1.0	L09
Food Service Assistant	1.0	L05	1.0	L05
	59.0		59.0	

### 2008 Mid Year changes:

Moved a Sgt position to Special Services

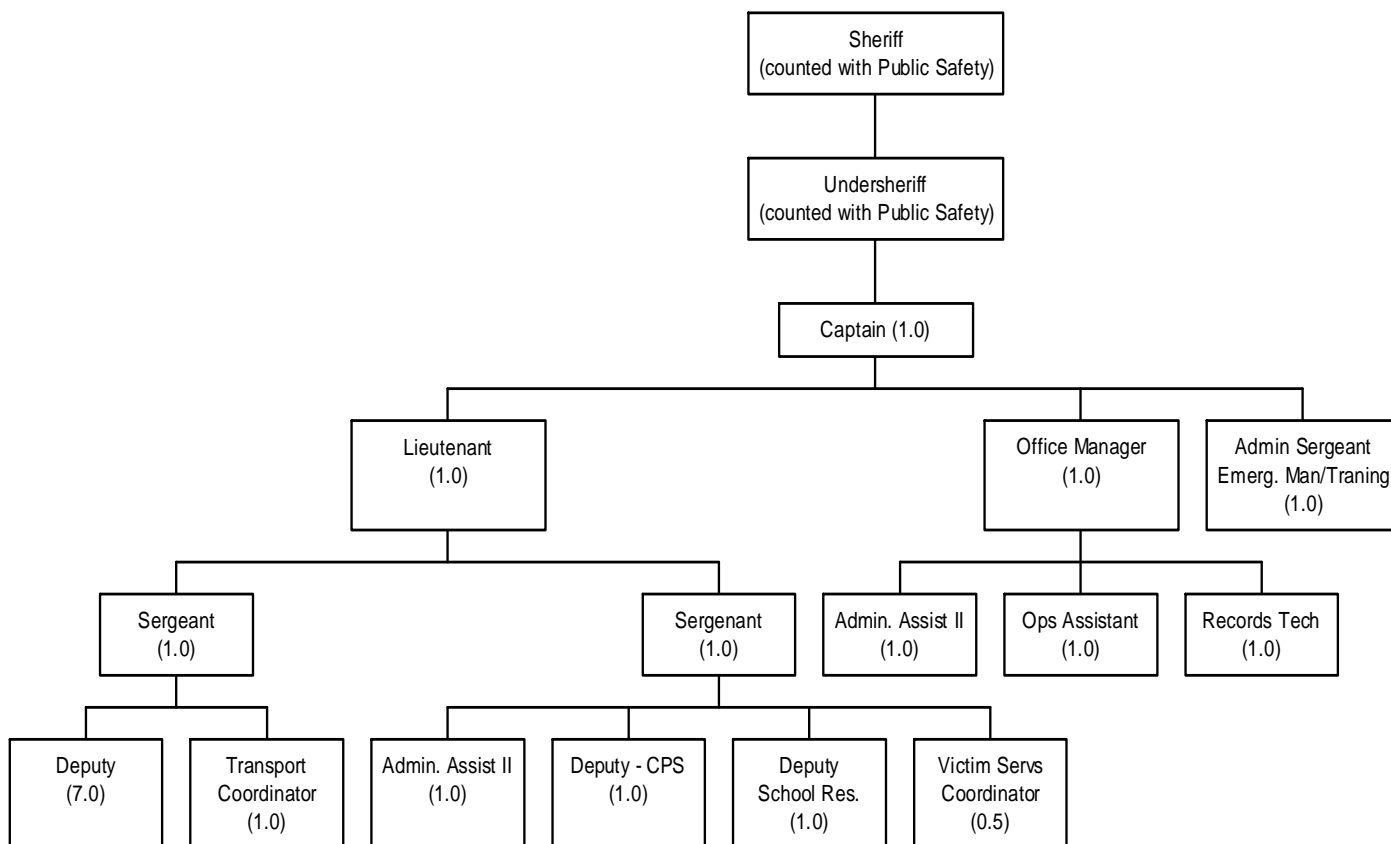
### 2008 New Positions:

3 Deputy Sheriff - Sgt (PS12)

10 Deputy Sheriff (PS07)

Title	FTE	Control #	12 Grade	12 Total w/	
				12 Salary	Benefits
Captain	1.0	3001 - 1	PS15	\$ 81,773	\$ 107,760
Lieutenant	1.0	3001 - 2	PS14	\$ 77,896	\$ 96,973
Deputy Sheriff - Sgt	1.0	3001 - 3	PS12	\$ 58,427	\$ 80,244
Deputy Sheriff - Sgt	1.0	3001 - 4	PS12	\$ 61,610	\$ 77,636
Deputy Sheriff - Sgt	1.0	3001 - 5	PS12	\$ 65,562	\$ 82,621
Deputy Sheriff - Sgt	1.0	3001 - 6	PS12	\$ 61,610	\$ 77,406
Deputy Sheriff - Sgt	1.0	3001 - 7	PS12	\$ 55,890	\$ 74,265
Deputy Sheriff - Sgt	1.0	3001 - 8	PS12	\$ 57,595	\$ 79,106
Deputy Sheriff - Cpl	1.0	3001 - 9	PS09	\$ 51,563	\$ 64,927
Deputy Sheriff - Cpl	1.0	3001 - 10	PS09	\$ 51,106	\$ 68,927
Deputy Sheriff - Cpl	1.0	3001 - 11	PS09	\$ 53,352	\$ 61,638
Deputy Sheriff - Cpl	1.0	3001 - 12	PS09	\$ 53,352	\$ 74,440
Deputy Sheriff	1.0	3001 - 13	PS08	\$ 55,806	\$ 71,270
Deputy Sheriff	1.0	3001 - 14	PS08	\$ 55,869	\$ 77,877
Detention Officer - NP	1.0	3001 - 15	PS04	\$ 37,274	\$ 43,069
Deputy Sheriff	1.0	3001 - 16	PS08	\$ 48,214	\$ 60,989
Deputy Sheriff	1.0	3001 - 17	PS08	\$ 52,125	\$ 73,037
Deputy Sheriff	1.0	3001 - 18	PS08	\$ 51,584	\$ 69,393
Detention Officer - NP	1.0	3001 - 19	PS04	\$ 38,397	\$ 56,953
Detention Officer - NP	1.0	3001 - 20	PS04	\$ 37,274	\$ 48,587
Deputy Sheriff	1.0	3001 - 21	PS08	\$ 48,922	\$ 61,791
Deputy Sheriff	1.0	3001 - 22	PS08	\$ 46,218	\$ 58,726
Deputy Sheriff	1.0	3001 - 23	PS08	\$ 46,592	\$ 66,243
Deputy Sheriff	1.0	3001 - 24	PS08	\$ 51,314	\$ 71,676
Deputy Sheriff	1.0	3001 - 25	PS08	\$ 51,314	\$ 71,676
Deputy Sheriff	1.0	3001 - 26	PS08	\$ 48,797	\$ 56,390
Deputy Sheriff	1.0	3001 - 27	PS08	\$ 46,592	\$ 63,396
Detention Officer - NP	1.0	3001 - 28	PS04	\$ 38,397	\$ 56,776
Deputy Sheriff - Yr 1	1.0	3001 - 29	PS06	\$ 43,909	\$ 60,177
Detention Officer - NP	1.0	3001 - 30	PS04	\$ 38,397	\$ 49,860
Detention Officer - NP	1.0	3001 - 31	PS04	\$ 38,022	\$ 49,436
Deputy Sheriff	1.0	3001 - 32	PS08	\$ 46,592	\$ 63,218
Deputy Sheriff	1.0	3001 - 33	PS08	\$ 48,318	\$ 61,361
Deputy Sheriff - Yr 1	1.0	3001 - 34	PS06	\$ 43,909	\$ 63,202
Detention Officer - NP	1.0	3001 - 35	PS04	\$ 38,397	\$ 49,992
Deputy Sheriff	1.0	3001 - 36	PS08	\$ 46,509	\$ 59,056
Detention Officer - NP	1.0	3001 - 37	PS04	\$ 38,022	\$ 49,436
Deputy Sheriff	1.0	3001 - 38	PS08	\$ 48,610	\$ 68,221
Deputy Sheriff	1.0	3001 - 39	PS08	\$ 48,214	\$ 60,989
Deputy Sheriff	1.0	3001 - 40	PS08	\$ 48,797	\$ 68,743
Deputy Sheriff	1.0	3001 - 41	PS08	\$ 52,666	\$ 73,128
Deputy Sheriff	1.0	3001 - 42	PS08	\$ 46,592	\$ 63,218
Detention Officer - NP	1.0	3001 - 43	PS04	\$ 39,936	\$ 58,698
Detention Officer - NP	1.0	3001 - 44	PS04	\$ 38,022	\$ 49,436
Deputy Sheriff - Yr 1	1.0	3001 - 45	PS06	\$ 42,744	\$ 54,788
Deputy Sheriff	1.0	3001 - 46	PS08	\$ 48,277	\$ 68,153
Deputy Sheriff - Yr 1	1.0	3001 - 47	PS06	\$ 43,909	\$ 60,125
Detention Officer - NP	1.0	3001 - 48	PS04	\$ 38,019	\$ 49,432
Deputy Sheriff	1.0	3001 - 49	PS08	\$ 46,509	\$ 66,149
Detention Specialist	1.0	3001 - 50	G06	\$ 32,594	\$ 47,350
Detention Specialist	1.0	3001 - 51	G06	\$ 32,906	\$ 43,635
Detention Specialist	1.0	3001 - 52	G06	\$ 32,594	\$ 47,350
Detention Med Admin - RN	1.0	3001 - 53	G14	\$ 72,051	\$ 96,545
Detention Med Staff - RN	1.0	3001 - 54	G12	\$ 60,611	\$ 78,978
Detention Med Staff - RN	1.0	3001 - 55	G12	\$ 60,611	\$ 79,111
Detention Med LPN	1.0	3001 - 56	G08	\$ 42,307	\$ 54,293
Food Service Manager	1.0	3001 - 57	G10	\$ 42,411	\$ 58,479
Head Cook	1.0	3001 - 58	L09	\$ 33,446	\$ 44,248
Food Service Assistant	1.0	3001 - 59	L05	\$ 27,622	\$ 37,646
	<u>59.0</u>				

## Special Services Organizational Chart



Title	Approved FTE Count	Approved 2012 Grade	Actual FTE Count	Actual 2012 Grade
Captain	1.0	PS15	1.0	PS15
Lieutenant	1.0	PS14	1.0	PS14
Deputy Sheriff - Sgt	3.0	PS12	3.0	PS12
Deputy Sheriff	9.0	PS08	9.0	PS08
Office Manager	1.0	G10	1.0	G10
Victim Services Coordinator	0.5	G09	0.5	G09
Admin Assistant II	2.0	G06	2.0	G06
Operations Assistant	1.0	G06	0.75	G06
Records Technician	1.0	G06	1.0	G06
Transport Logistics Coordinator	1.0	G06	1.0	G06
	20.5		20.25	

### 2011 Mid Year changes:

Reclassified Sgt (PS12) position to Lieutenant (PS14), Cpl (PS09) to Sgt (PS12) and DS (PS08) to Sgt (PS12)

### 2008 Mid Year changes:

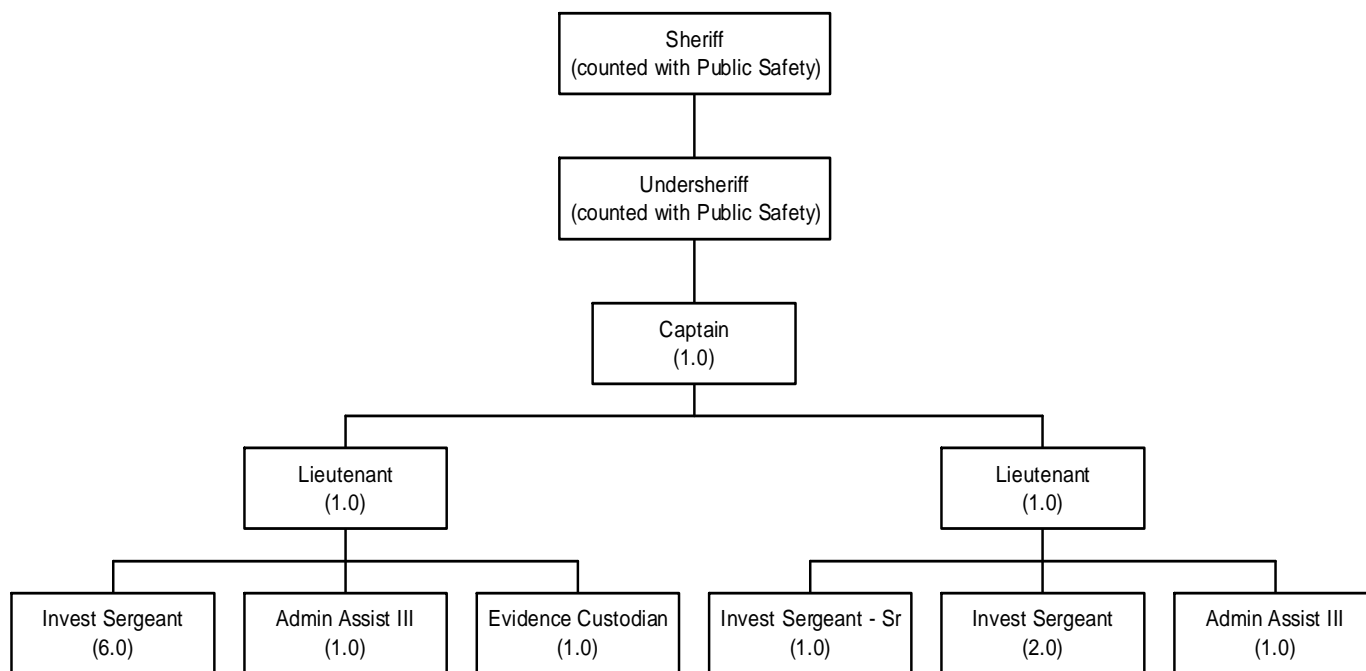
Added a Sgt position from Detentions

### 2007 Mid-year Movement:

Investigative Analyst moved from Special Services to Investigations and reclassified as an Evidence Custodian  
Records Technician (G05) changed to Admin Assistant (G05)

<b>Title</b>	<b>FTE</b>	<b>Control #</b>	<b>12 Grade</b>	<b>12 Salary</b>	<b>12 Total w/ Benefits</b>
Captain	1.0	3002 - 1	PS15	\$ 81,773	\$ 104,735
Deputy Sheriff - LT	1.0	3002 - 2	PS14	\$ 66,227	\$ 89,551
Deputy Sheriff - Sgt	1.0	3002 - 3	PS12	\$ 69,285	\$ 91,022
Deputy Sheriff - Sgt	1.0	3002 - 4	PS12	\$ 62,275	\$ 77,700
School Resource Officer	1.0	3002 - 5	PS08	\$ 54,496	\$ 76,089
Deputy Sheriff - CPS	1.0	3002 - 6	PS08	\$ 56,867	\$ 79,597
Deputy Sheriff	1.0	3002 - 7	PS08	\$ 56,722	\$ 76,403
Deputy Sheriff - Sgt	1.0	3002 - 8	PS12	\$ 58,885	\$ 67,927
Deputy Sheriff	1.0	3002 - 9	PS08	\$ 55,806	\$ 70,351
Deputy Sheriff	1.0	3002 - 10	PS08	\$ 50,835	\$ 64,469
Deputy Sheriff	1.0	3002 - 11	PS08	\$ 50,357	\$ 64,151
Deputy Sheriff	1.0	3002 - 12	PS08	\$ 52,541	\$ 66,945
Deputy Sheriff	1.0	3002 - 13	PS08	\$ 58,656	\$ 80,769
Deputy Sheriff	1.0	3002 - 14	PS08	\$ 46,592	\$ 66,243
Victim Services Coord	0.5	3002 - 15	G09	\$ 22,734	\$ 29,942
Transport Logistics Coord	1.0	3002 - 16	G06	\$ 34,861	\$ 50,269
Office Manager	1.0	3002 - 17	G10	\$ 51,875	\$ 70,764
Admin Assistant II	1.0	3002 - 18	G06	\$ 41,558	\$ 58,759
Admin Assistant II	1.0	3002 - 19	G06	\$ 34,570	\$ 45,522
Operations Assistant	0.75	3002 - 20	G06	\$ 26,692	\$ 40,659
Records Technician	1.0	3002 - 21	G06	\$ 32,531	\$ 50,304
	<u>20.25</u>				

## Investigations Organizational Chart



Title	Approved FTE Count	Approved 2012 Grade	Actual FTE Count	Actual 2012 Grade
Captain	1.0	PS15	1.0	PS15
Lieutenant	2.0	PS14	2.0	PS14
Investigative Sergeant - Sr	1.0	PS12	1.0	PS12
Investigative Sergeant	8.0	PS11	7.0	PS11
Investigative Corporal	0.0	PS10	1.0	PS10
Admin Assistant III	2.0	G08	2.0	G08
Evidence Custodian	1.0	G07	1.0	G07
	15.0		15.0	

### 2011 Promotion:

Investigative Sergeant (PS11) to a Investigative Sergeant - Sr (PS12)

### 2009 Reclassification:

Incuments moved from Investigative Corporal (PS10) to Investigative Sergeant (PS11)

### 2007 Mid-year Movement:

Investigative Analyst moved from Special Services to Investigations and reclassified as an Evidence Custodian SIU and Invest joined together

<b>Title</b>	<b>FTE</b>	<b>Control #</b>	<b>12 Grade</b>	<b>12 Salary</b>	<b>12 Total w/ Benefits</b>
Captain	1.0	3005 - 1	PS15	\$ 86,259	\$ 110,772
Lieutenant	1.0	3005 - 2	PS14	\$ 76,003	\$ 99,017
Investigative Sergeant	1.0	3005 - 3	PS11	\$ 62,296	\$ 84,668
Investigative Sergeant	1.0	3005 - 4	PS11	\$ 67,101	\$ 91,505
Investigative Sergeant	1.0	3005 - 5	PS11	\$ 67,101	\$ 91,505
Investigative Sergeant	1.0	3005 - 6	PS11	\$ 58,490	\$ 72,692
Investigative Corporal	1.0	3005 - 7	PS10	\$ 61,360	\$ 84,212
Investigative Sergeant	1.0	3005 - 8	PS11	\$ 66,269	\$ 82,781
Admin Assistant III/Inv Analyst	1.0	3005 - 9	G08	\$ 41,954	\$ 54,312
Evidence Custodian	1.0	3005 - 10	G07	\$ 33,987	\$ 44,913
Lieutenant	1.0	3004 - 11	PS14	\$ 76,003	\$ 101,945
Investigative Sergeant - Sr	1.0	3004 - 12	PS12	\$ 66,331	\$ 90,027
Investigative Sergeant	1.0	3004 - 13	PS11	\$ 57,595	\$ 72,775
Investigative Sergeant	1.0	3004 - 14	PS11	\$ 66,352	\$ 83,541
Admin Assistant III	1.0	3004 - 15	G08	\$ 39,728	\$ 55,835
	<u>15.0</u>				

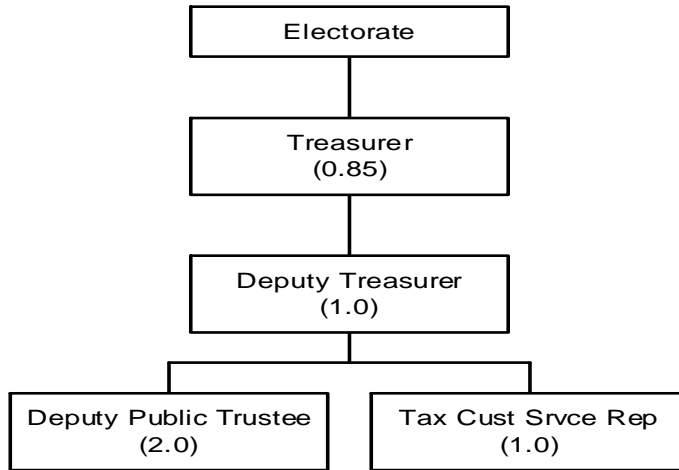
# Surveyor Organizational Chart

County Surveyor
-----------------

	Approved FTE Count	Approved 2012 Grade	Actual FTE Count	Actual 2012 Grade
County Surveyor	1.0	EO	1.0	EO
	<u>1.0</u>			

Title	FTE	Control #	12 Grade	12 Salary	12 Total w/ Benefits
Elected Official	1.0	1404 - 1	EO	\$ 4,400	\$ 15,379
	<u>1.0</u>				

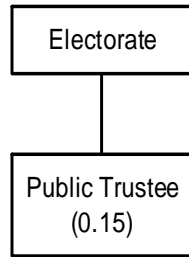
## Treasurer Organizational Chart



	Approved FTE Count	Approved 2012 Grade	Actual FTE Count	Actual 2012 Grade
Treasurer	0.85	EO	0.85	EO
Deputy Treasurer	1.0	G12	1.0	G12
Deputy Public Trustee	2.0	G08	2.0	G08
Tax Customer Service Rep	1.0	G04	1.0	G04
	4.85		4.85	

Title	FTE	Control #	12 Grade	12 Salary	12 Total w/ Benefits
Elected Official	0.85	1200 - 1	EO	\$ 72,250	\$ 89,237
Deputy Treasurer	1.0	1200 - 2	G12	\$ 60,988	\$ 77,219
Deputy Public Trustee	1.0	1200 - 3	G08	\$ 44,117	\$ 57,227
Deputy Public Trustee	1.0	1200 - 4	G08	\$ 44,117	\$ 57,227
Tax Customer Svc Rep	1.0	1200 - 5	G04	\$ 26,686	\$ 36,585
	4.85				

# Public Trustee Organizational Chart



	Approved FTE Count	Approved 2012 Grade	Actual FTE Count	Actual 2012 Grade
Deputy Public Trustee	0.15	EO	0.15	EO
	<u>0.15</u>		<u>0.15</u>	

Title	FTE	Control #	12 Grade	12 Salary	12 Total w/ Benefits
Elected Official	0.15	1200 - 1	EO	\$ 12,750	\$ 15,748
	<u>0.15</u>				

**2012 Proposed Capital Plan**

<b>Project</b>	<b>Department</b>	<b>2012</b>	<b>2013</b>	<b>2014</b>	<b>2015</b>	<b>2016</b>	<b>Compass/MAP</b>
<b>General</b>							
Increase Network Storage System	Information Services	\$24,000.00					Technology Infrastructure & Security
Fiber Projects - Fairgrounds/Recreation Center	Information Services	\$30,000.00					Technology Infrastructure & Security
Replace Main Cisco Switch	Information Services	\$12,000.00					Technology Infrastructure & Security
Workstation Equipment Replacement	Information Services	\$62,000.00	\$62,000.00	\$62,000.00	\$62,000.00	\$62,000.00	Upgrade, Improve Efficiency
Aerial Photography Update	Geographic Information Systems	\$65,000.00					User friendly and efficient government services
Ongoing renovation	General Services	\$200,000.00	\$200,000.00	\$200,000.00	\$200,000.00	\$200,000.00	Organizational Excellence
Multi-event Center Planning	General Services	\$100,000.00					Organizational Excellence
Building Demolition	General Services	\$150,000.00					Organizational Excellence
Detention Facility Radon Mitigation	General Services	\$11,250.00					Sufficient, efficient and well functioning facilities
Secure Front Entrance Design	General Services	\$100,000.00	\$400,000.00				User friendly and efficient government services
Contingency for New Remodel/Construction Space for County Facilities	General Services	\$3,500,000.00					Organizational Excellence
New Energy Communities	General Services	\$30,000.00					Organizational Excellence
Generator at Jail	General Services	\$32,000.00					Organizational Excellence
Narrow Band Radios	Office of Emergency Management	\$10,000.00	\$10,000.00				Responsive, Innovative Public Safety
<b>Total General:</b>		<b>\$4,326,250.00</b>	<b>\$672,000.00</b>	<b>\$262,000.00</b>	<b>\$262,000.00</b>	<b>\$262,000.00</b>	

**2012 Proposed Capital Plan**

<b>Project</b>	<b>Department</b>	<b>2012</b>	<b>2013</b>	<b>2014</b>	<b>2015</b>	<b>2016</b>	<b>Compass/MAP</b>
<b>Auxiliary Services</b>							
Exhibit Hall Door Replacement	General Services	\$45,140.00					Economic Vitality, Organizational Excellence
Exhibit Hall Roof	General Services	\$126,288.00					Economic Vitality, Organizational Excellence
Arena-Pavilion and Horse Stalls Sand Replacement	General Services	\$12,525.00					Economic Vitality, Healthy Natural Environment, Thriving Families, Organizational Excellence
Senior Center Kitchen Floor Tile	Senior Center	\$16,496.00					Economic Vitality, Thriving Families, Organizational Excellence
	<b>Total Auxiliary:</b>	<b>\$200,449.00</b>	<b>\$0.00</b>	<b>\$0.00</b>	<b>\$0.00</b>	<b>\$0.00</b>	

**2012 Proposed Capital Plan**

Project	Department	2012	2013	2014	2015	2016	Compass/MAP
<b>Public Safety</b>							
Multi-agency shooting range	Sheriff-Patrol	\$150,000.00					Innovative Public Safety
Replacement Vehicle	District Attorney	\$24,000.00					Organizational Excellence
	<b>Total Public Safety:</b>	<b>\$174,000.00</b>	<b>\$0.00</b>	<b>\$0.00</b>	<b>\$0.00</b>	<b>\$0.00</b>	
<b>Public Works</b>							
Install Natural Gas and Water Lines at District III Shop	Road Maintenance	\$70,000.00					Transportation
Inlet Trench for New Water Pump at District III Shop	Road Maintenance	\$35,000.00					Transportation
Replace 10,000 Gallon Water Tank in District I	Road Maintenance	\$12,000.00					Transportation
Gravel Pit Access Improvements	Road Maintenance	\$125,000.00					Transportation
Construct covered equipment & storage for District III	Road Maintenance		\$265,000.00				Transportation
Construct covered equipment & storage for District I	Road Maintenance			\$300,000.00			Transportation
Demolish Old Quon-set Hut District I	Road Maintenance			\$25,000.00			Transportation
Replace High Pressure Vehicle Washers for District I and III	Road Maintenance			\$17,000.00			Transportation
Pave ½ acre of District I and III yards	Road Maintenance			\$325,000.00			Transportation
							Transportation
2010 Road Projects	Road Projects	\$5,635,000.00	\$4,515,000.00	\$4,625,000.00	\$5,535,000.00	\$5,285,000.00	Transportation
Less grants and other funding sources	Road Projects	(\$3,529,400.00)	(\$1,100,000.00)	(\$1,100,000.00)	(\$1,100,000.00)	(\$1,100,000.00)	Transportation
	<b>Total Public Works:</b>	<b>\$2,347,600.00</b>	<b>\$3,680,000.00</b>	<b>\$4,192,000.00</b>	<b>\$4,435,000.00</b>	<b>\$4,185,000.00</b>	
<b>Business Activities</b>							
Equipment Replacement	CERF-vehicles	\$1,380,815.00	\$1,483,487.00	\$1,663,022.00	\$2,018,193.00	\$2,395,629.00	Organizational Excellence
	<b>Total Business Activities:</b>	<b>\$ 1,380,815.00</b>	<b>\$ 1,483,487.00</b>	<b>\$ 1,663,022.00</b>	<b>\$ 2,018,193.00</b>	<b>\$ 2,395,629.00</b>	

LA PLATA COUNTY PUBLIC WORKS CAPITAL IMPROVEMENT PROGRAM 2012 - 2016

	CATEGORY	FY 2012	FY 2013	FY 2014	FY 2015	FY 2016
	<b>ROADS - RECONSTRUCTION - CONSTRUCTION</b>					
1	Gas Well In-fill road impact mitigation, <a href="#">MOU</a> (a)	\$ 100,000	\$ 100,000	\$ 100,000	\$ 100,000	\$ 100,000
2	County Road 250 (0.7 miles) Full Depth Reclamation start 600 feet north of CR 251 (Pilot project in-house using R&B forces)	\$ 450,000				
3	Wilson Gulch Drive - Joint project with Durango	\$ 55,000				
4	County Road 251-250 (32nd Street) Assume design in 2012		\$ 2,000,000			
5	County Road 234 from north of CR 237 to 228 - 1.3 miles (see related Florida Farmers Ditch Bridge Sheet 4) - <b>EIG</b>			\$ 1,500,000		
6	County Road 233 - East end extension to CR 234A and 234				\$ 3,000,000	
7	County Road 228 - west end, 1 mile - <b>EIG</b>					\$ 1,500,000
	<b>POTENTIAL PROJECTS OVER FIVE YEARS OUT</b>					
	County Road 234 - South end, CR 228 to SH 160					
	County Road 204 - Junction Creek Road - Phase I & II					
	County Road 250 - Full Depth Reclamation - Phase II?					
	County Road 320 Inter. School - IGA/ with Ignacio					
	County Road 218 - Sunnyside Elem. Sch. 800 feet - include pedestrian accommodations					
	County Road 510 - east end - reconstruction - paving					
	County Road 501 - Emergency & Passing Lanes					
	County Road 141, Wildcat-SH 160 to CR 125					
	County Road 214 (90 degree curve) & Slide Area					
	<b>TOTAL</b>	<b>\$ 605,000</b>	<b>\$ 2,100,000</b>	<b>\$ 1,600,000</b>	<b>\$ 3,100,000</b>	<b>\$ 1,600,000</b>

Note: GG = Gaming Grant, EIG = Energy Impact Grant, HES = Hazard Elimination Program (CDOT), MOU = "Gas In-fill" Road Impacts, SR = Safe Routes, EG = Enhancement Grant CDOT, DIF = Development Impact Fees, SHC = Special Highway Committee-CDOT-Bridge Grants, GOCO - Greater Outdoors Colorado, [Blue indicates existing or pending grants, or funding assistance by others.](#)

Notes: (a) Specific projects not yet defined but might include bridge replacement/ box culvert on Rock Creek, CR 314. (b) County Road 204, Phase I from City limits to Sailing Hawks. (c) Completion of this project is currently required by 2012 under an IGA with CDOT, to be amended to 2016. All cost estimates for this five (5) year CIP in current dollars.













LA PLATA COUNTY PUBLIC WORKS CAPITAL IMPROVEMENT PROGRAM 2012 - 2016

CATEGORY	FY 2012	FY 2013	FY 2014	FY 2015	FY 2016
<b>ANNUAL TOTALS BY CATEGORY</b>					
GENERAL CONSTRUCTION - ROADS	\$ 605,000	\$ 2,100,000	\$ 1,600,000	\$ 3,100,000	\$ 1,600,000
GENERAL CONSTRUCTION - BIKE & PED. FACILITIES	\$ 132,000	\$ 30,000	\$ 30,000	\$ 35,000	\$ 35,000
INTERSECTIONS	\$ 2,800,000	\$ 305,000	\$ 100,000	\$ 600,000	\$ 1,200,000
BRIDGES	\$ 790,000	\$ 830,000	\$ 600,000	\$ 100,000	\$ 800,000
RIGHT OF WAY	\$ 325,000	\$ 300,000	\$ 345,000	\$ 350,000	\$ 300,000
OVERLAYS	\$ 833,000	\$ 800,000	\$ 1,800,000	\$ 1,200,000	\$ 1,200,000
MAINTENANCE	\$ 150,000	\$ 150,000	\$ 150,000	\$ 150,000	\$ 150,000
<b>SUBTOTAL COUNTY PROJECTS</b>	<b>\$ 5,635,000</b>	<b>\$ 4,515,000</b>	<b>\$ 4,625,000</b>	<b>\$ 5,535,000</b>	<b>\$ 5,285,000</b>
<b>POTENTIAL GRANTS</b>					
Gaming Grant - GG - DOLA (a) <a href="#">CR 517 Overlay</a>	\$ 300,000	\$ 250,000	\$ 250,000	\$ 250,000	\$ 250,000
Energy Impact Grant - EIG - DOLA (b) <a href="#">Oxford Intersection</a>	\$ 600,000	\$ 600,000	\$ 600,000	\$ 600,000	\$ 600,000
Hazard Elimination Program - HES - CDOT <a href="#">Oxford</a>	\$ 1,800,000				
"Gas In-fill" Road Impacts - MOU © <a href="#">Misc. Projects</a>	\$ 100,000	\$ 250,000	\$ 250,000	\$ 250,000	\$ 250,000
CDOT FASTER Grant (e)	\$ 96,000				
DIF = Development Impact Fees ( <a href="#">3 Springs- Impact Fees</a> )	\$ 55,000				
Safe Routes to School - SR - CDOT					
Enhancement Grant - EG - CDOT - Sept 09-Application-					
Spec. Highway Comm. Fed. bridge funds - SHC (d) <a href="#">CR 207</a>	\$ 578,400				
<b>TOTAL GRANTS &amp; MISC. FUNDING</b>	<b>\$ 3,529,400</b>	<b>\$ 1,100,000</b>	<b>\$ 1,100,000</b>	<b>\$ 1,100,000</b>	<b>\$ 1,100,000</b>
<b>OTHER REVENUE</b>					
<b>TOTAL OTHER REVENUE</b>	<b>\$ -</b>	<b>\$ -</b>	<b>\$ -</b>	<b>\$ -</b>	<b>\$ -</b>
<b>TOTAL ANNUAL CIP = SUBTOTAL LESS GRANTS / MISC.\$</b>	<b>\$ 2,105,600</b>	<b>\$ 3,415,000</b>	<b>\$ 3,525,000</b>	<b>\$ 4,435,000</b>	<b>\$ 4,185,000</b>
Note: GG = Gaming Grant, EIG = Energy Impact Grant, HES = Hazard Elimination Program (CDOT), MOU = "Gas In-fill" Road Impacts, SR = Safe Routes, EG = Enhancement Grant CDOT, SHC = Special Highway Committee federal bridge funds. DIF = Development Impact Fees. Footnotes for 2010 budget. Potential Grants for years 2011-2014 are estimates only.					
(a) Gaming Grant pending County Road 517 overlay or full depth reclamation, application June 2010.					
(b) Energy Impact Grant for the Oxford intersection project- \$600,000. EIAF Contract 6819					
(c) Previously collected gas "in-fill" fees to be applied to numerous small public safety projects, including minor intersection improvements.					
(d) Special Highway Committee Bridge Grant for Lightner Creek Bridge County Road 207					
(e) CDOT FASTER Grant for the proposed park and ride facility to be constructed at the SE quadrant of the CR 225A - US 160 intersection.					
All cost estimates for this five (5) year CIP are in 2010 dollars.					
<a href="#">Blue indicates existing or pending grants or other committed funding.</a>					





LA PLATA COUNTY PUBLIC WORKS CAPITAL IMPROVEMENT PROGRAM 2012 - 2016

CATEGORY	
<b>GENERAL CONSTRUCTION - INTERSECTIONS - DETAIL - 5 YEARS</b>	
<b>2012</b>	
1	<b>County Road 513 / 311 - State Highway 172:</b> Engineering - Design and right-of-way acquisition to be completed in 2011-2012. This will realign the intersection where two County roads intersect with State Highway 172 and accommodates a lot of gas traffic. Project funding to be provided by a \$1,800,000 Hazard Elimination Program grant from CDOT and a \$600,000 Energy Impact Grant. Commencement of construction is contingent upon the completion of the right-of-way acquisition anticipated in 2011 and 2012. A potential delayed start will most likely result in project completion in 2013.
2	<b>Gas Well In-fill intersection impact mitigation projects:</b> This project will use the gas well MOU road impact fees to complete one time minor intersection improvement projects. Potentially paving numerous aprons, county road intersection approaches in District III. MOU
<b>2013 - 2016</b>	
	<b>County Road 509 - SH 160B:</b> Improve the limited sight distance that results from an existing irrigation siphon crossing SH 160B, now a Town of Bayfield road. This project would be an appropriate use of the MOU funds and also would qualify for and EIG and possibly HES or joint project with Bayfield.
	<b>County Road 119 - SH 140:</b> County Road 119 does not intersect at a ninety degree angle but is skewed, making it difficult for large trucks to turn right, south onto SH 140. This results in coal trucks from the GCC Energy crossing SH 140, then turning south on CR 122 before returning to SH 140 on CR 130. This route has large coal trucks driving past the Fort Lewis Mesa Elementary school bus drop off. Hopefully GCC Energy will be a funding partner.
	<b>County Road 501 at 240:</b> Improve the sight distance, geometry, possibly add turn lanes. May also be consider for park and ride accommodations- HES
	<b>County Road 501 - 502:</b> County Road 502 intersects County Road 501 on a 90 degree curve and the sight distance is limited. Possible location to consider a round-a-bout. - HES, EIG
	Note: GG = Gaming Grant, EIG = Energy Impact Grant, HES = Hazard Elimination Program (CDOT), MOU = "Gas In-fill" Road Impacts, SR = Safe Routes, EG = Enhancement Grant CDOT, DIF = Development Impact Fees, <a href="#">Blue indicates existing or pending grants.</a>

LA PLATA COUNTY PUBLIC WORKS CAPITAL IMPROVEMENT PROGRAM 2012 - 2016

CATEGORY	
<b>GENERAL CONSTRUCTION - BRIDGE - DETAIL - 5 YEARS</b>	
<b>2012</b>	
1	<b>County Road 207 Lightner Creek Bridge:</b> Functionally obsolete bridge on County Road 207, Lightner Creek, to be replaced. This is the first bridge on County Road 207 just north of US 160. Significant funding (\$402,400) provided by a Special Highway Committee bridge grant . SHC
2	<b>County Road 124A - Lewis Creek Road:</b> This is an existing single lane bridge over Lewis Creek. The east native timber abutment was replaced in 2004 after it was unexpectedly washed out by a late summer storm. The proposed work will replace the west native timber abutment with a cast-in-place concrete abutment and replace the bridge deck timbers.
<b>2013 - 2016</b>	
	<b>County Road 105 replace Cedar Box Culvert:</b> Replace existing cedar post box culvert (Boggs Parcel) on County Road 105 with a precast concrete culvert pipe. Design by County Engineering and construction by Road & Bridge.
	<b>County Road 234 Florida Farmers Ditch Bridge:</b> Replace the Florida Farmers Ditch bridge to be designed in 2012-2013 with the County Road 234 project from CR 237 to 225.
	<b>County Road 245 - Texas Creek Bridge:</b> Major maintenance including bridge deck replacement and work on both abutments.
	<b>County Road 334 Allison Ditch (2014):</b> Replacement of the Allison Creek Ditch bridge with a concrete box culvert. Labor and equipment to be provided by the County Road and Bridge Department. MOU, SHC
	<b>County Road 314 Rock Creek Bridge (2012):</b> Minor bridge (under 20' in length) - proposed replacement . MOU
	Note: GG = Gaming Grant, EIG = Energy Impact Grant, HES = Hazard Elimination Program (CDOT), MOU = "Gas In-fill" Road Impacts, SR = Safe Routes, EG = Enhancement Grant CDOT, DIF = Development Impact Fees, Blue indicates existing or pending grants.

LA PLATA COUNTY PUBLIC WORKS CAPITAL IMPROVEMENT PROGRAM 2012 - 2016

CATEGORY	
	<b>OVERLAYS - DETAIL - 5 YEARS</b>
	<b>2012</b>
	<b>County Road 517</b> (1.9 miles, 24'x4" ) Gaming Grant project for \$300,000, postponed from 2011 pending the adoption of the Ignacio Area Corridor Access Plan (IACAP) and IGA, scheduled to be adopted late in 2011. May be a candidate for full depth reclamation with a double pin chip seal instead of conventional asphalt overlay. We are planning an asphalt overlay from State Highway 172 to County Road 516 pending the approval a Gaming Grant.
	<b>2013 - 2016</b>
	<b>County Road 318, (2011): Phase I, 2.2 mile</b> , four-inch mill and overlay from CR 311 east.
	<b>County Road 318, (2011): Phase II, 6 miles</b> , four-inch mill and overlay. Phase II would be the next section of CR 318, 2.2 miles from Phase I to the Cedar Point turn lane pavement.
	<b>County Road 141 - Phase I:</b> Paving of County Road 141 from D&RG Drive west to County Road 136.
	<b>County Road 141 - Phase II:</b> Paving of County Road 141 from CR 136 to She 140 (3.4 miles).
	Note: GG = Gaming Grant, EIG = Energy Impact Grant, HES = Hazard Elimination Program (CDOT), MOU = "Gas In-fill" Road Impacts, SR = Safe Routes, EG = Enhancement Grant CDOT, DIF = Development Impact Fees, <a href="#">Blue indicates existing or pending grants.</a>

5 Year Estimated Capitol							
Revised 10/11/11	2011	2012	2013	2014	2015	2016	
Total Capital Estimated Expenditures	766,412	1,380,815	1,483,487	1,663,022	2,018,193	2,395,629	
2012 Capital Equipment Replacement Fund & Maintenance Capital Expenditures							
Department & Class of New Vehicle	Replacement Unit No.	Year	Make	Model	Miles	Special Equipment	PROPOSED
Clerk	8474	2002	Dodge	Dakota	124,846	\$ -	\$ 26,000.00
SO Patrol / Full-Size SUV	2480	2004	Chevy	Tahoe	84,230	\$ 21,300.00	\$ 35,000.00
SO Patrol / Full-Size SUV	2502	2007	Ford	Expedition	101,185	\$ -	\$ 35,000.00
SO Patrol / Full-Size SUV	2520	2009	Chevy	Tahoe	83,824	\$ -	\$ 35,000.00
SO Patrol / Full-Size SUV	2523	2010	Chevy	Tahoe	90,117		\$ 35,000.00
SO Patrol / Full-Size SUV	2507	2007	Ford	Expedition	104,372	\$ 21,300.00	\$ 35,000.00
SO Patrol / Full-Size SUV	2510	2007	Ford	Expedition	110,710	\$ 21,300.00	\$ 35,000.00
SO Patrol / Full-Size SUV	2528	2010	Chevy	Tahoe	81,687		\$ 35,000.00
SO Patrol / Full-Size SUV	2517	2008	Chevy	Tahoe	105,946		\$ 35,000.00
SO Patrol / Full-Size SUV	2518	2008	Chevy	Tahoe	112,726		\$ 35,000.00
SO Special Services	2487	2005	Chevy	1/2T pickup	103,684	\$ 5,000.00	\$ 26,000.00
SO Crim Investigations (Poss Hybrid)	2490	2005	Jeep	Liberty	115,735	\$ 8,500.00	\$ 35,000.00
SO, SIU	8	2009	Toyota	Sienna	102,823	\$ -	\$ 32,000.00
R&B Small pickup sander box	1173	2001	Monroe	8'-Sander	10yrs		\$ 10,000.00
R&B 1T pickup/with plow	1283	2004	Chevy	3/4T ext cab	104,282	\$ -	\$ 37,000.00
R&B 3/4T pickup	1290	2006	GMC	3/4T ext cab	108,615	\$ -	\$ 29,200.00
R&B / Water Truck	1373	1995	Kenworth	W900	252,613	\$ -	\$ 147,000.00
R&B / Small loader	1567	1993	Cat	Loader	7,700	\$ -	\$ 263,200.00
R&B / Grader	1658	2000	John Deere	770ch	8297	\$ -	\$ 247,500.00
<b>Total Vehicles &amp; Equipment 19</b>						<b>\$ 77,400.00</b>	<b>\$ 1,167,900.00</b>
Subtotal Capital Equipment Replacement Fund							\$ 1,245,300.00
Contingency 5%							\$ 62,265.00
<b>Total 2012 Capital Equipment Replacement Fund</b>							<b>\$ 1,307,565.00</b>
Requests for additional vehicles							
<b>Additional Capital if approved by BRT</b>							
<b>Replacement of 12 computers &amp; docking stations for S.O. vehicles</b>							66,250
Tire machine For fleet maintenance (purchased in 1996)							7,000
<b>Additional Fleet Capitol if approved by BRT</b>							<b>\$ 73,250.00</b>
<b>Total with all requests</b>							<b>\$ 1,380,815.00</b>

### 2012 Proposed Technology Plan

Project	Department	New Hardware Cost	New Software Cost	Total	Future Maint	Annual Offset	Compass/MAP	Type of Request	Running Totals
Permit Processing Software	Building/Planning		\$ 52,000.00	\$ 52,000.00			Org Excellence	Upgrade, Improve Efficiency	\$ 52,000.00
Implement a Document Management Solution*	Information Technology		\$ 55,000.00	\$ 55,000.00			Org Excellence	Software, Improve Efficiency	\$ 107,000.00
Implement Document Recording System	Clerk and Recorder		\$ 75,000.00	\$ 75,000.00			Org Excellence	Software, Improve Efficiency	\$ 182,000.00
Implement Office 2007 or above*	Information Technology		\$ 14,100.00	\$ 14,100.00			Information Technology Support	Upgrade, Improve Efficiency	\$ 196,100.00
Computers in Sheriff's Office Vehicles	Information Technology, Fleet, Sheriff's Office	\$66,250.00		\$ 66,250.00			Responsive, Innovative Public Safety	Hardware, Replacement	\$ 262,350.00
Code Development Software	Planning		\$ 18,000.00	\$ 18,000.00			Organizational Excellence	Software	\$ 280,350.00
Update Arial Photography	Geographic Information Systems			\$ 65,000.00			User friendly and efficient government services	Upgrade, Replacement	\$ 345,350.00
Timekeeping Module/Electronic Timesheets	Finance		\$ 25,000.00	\$ 25,000.00			Organizational Excellence	Software	\$ 370,350.00
Increase Network Storage System*	Information Technology	\$24,000.00		\$ 24,000.00			Infrastructure & Security	Hardware, Replacement	\$ 394,350.00
Fiber projects - Fairgrounds/Recreation Center	Information Technology	\$30,000.00		\$ 30,000.00			Infrastructure & Security	Infrastructure, SB 232	\$ 424,350.00
Replace Main Cisco switch	Information Technology	\$ 13,000.00		\$ 13,000.00			Infrastructure & Security	MAP, Network Capacity	\$ 437,350.00
Universal Forensic Extraction Device	Sheriff's Office Investigations	\$4,499.00		\$ 4,499.00	\$ 999.00		Responsive, Innovative Public Safety	Software, Public Safety, Improve Efficiency, Customer Service	\$ 441,849.00
Workstation Equipment Replacement (Desktop Computers, Laptops, & Printers)*	Information Technology	\$62,000.00		\$ 62,000.00			Information Technology Support	Upgrade, Improve Efficiency	\$ 503,849.00
Abra Upgrade - HR Actions Module	Human Resources		\$ 23,500.00	\$ 23,500.00	\$ 2,200.00	Temporary Salaries approx \$16,000	Organizational Excellence	Software, Upgrade	\$ 527,349.00
Pub Works Work Order Software Module	Public Works		\$ 2,500.00	\$ 2,500.00	\$ 500.00		Protect/maintain existing road and bridge infrastructure	Software, Upgrade, Public Safety, Improve Efficiency	\$ 529,849.00
TeleWorks Upgrade/Alternative	Information Technology		\$ 4,500.00	\$ 4,500.00			Web Services	Hardware, Replacement	\$ 534,349.00
Implement other E-Gov Apps *	Information Technology		\$ 8,000.00	\$ 8,000.00			Web Services	Data Security	\$ 542,349.00

### 2012 Proposed Technology Plan

Project	Department	New Hardware Cost	New Software Cost	Total	Future Maint	Annual Offset	Compass/MAP	Type of Request	Running Totals
Wifi and 3G Tablets (Four)	Information Technology	\$3,200.00		\$ 3,200.00			Technology Planning	Improve Efficiency	\$ 545,549.00
Develop or Implement Disaster Recovery Options*	Information Technology	\$5,000.00		\$ 5,000.00			Technology Infrastructure & Security	Customer Service	\$ 550,549.00
Implement Secure E-mail*	Information Technology	\$16,000.00		\$ 16,000.00			Technology Infrastructure & Security	Improve Efficiency	\$ 566,549.00
				<b>Total:</b>	\$	<b>566,549.00</b>			\$ 3,699.00

\* Benefits Multiple Departments/Entire Organization

Information Services Projects									
Project	Department	New Hardware Cost	New Software Cost	Total	Future Maint	Annual Offset	Compass/MAP	Type of Request	Running Totals
Implement Window 7*	Information Technology		\$ 1,000.00	\$ 1,000.00			Information Technology Support	Software, Improve Efficiency	\$ 1,000.00
Install Unified Messaging	Information Technology			\$ -			Information Technology Support	Improve Efficiency	\$ 1,000.00
Implement Secure Passwords*	Information Technology			\$ -			Technology Infrastructure & Security	Hardware, Data Security	\$ 1,000.00
Possibly Change Anti-Virus Vendor*	Information Technology			\$ -			Technology Infrastructure & Security	Improve Efficiency	\$ 1,000.00
Possibly Change E-mail Filtering Vendor*	Information Technology			\$ -			Information Technology Support	Hardware	\$ 1,000.00
Perform a Cost/Benefit Analysis on Desktop Virtualization*	Information Technology			\$ -			Technology Planning	Hardware	\$ 1,000.00
Agenda Creation Software	BoCC/Administration			\$ -			Organizational Excellence	Software, Improve Efficiency	\$ 1,000.00
				<b>Total</b>	\$	<b>1,000.00</b>			

Fund Contingencies

	2012
General Fund	
General Contingency	300,000
Fuel	34,780
Capital	
Capital Contingency	200,000
Federal Court Initiative Remodel	2,000,000
Road and Bridge	
R&B Contingency	200,000
Fuel	60,227
<b>General</b>	334,780
<b>Capital</b>	2,200,000
<b>Road and Bridge</b>	260,227

### Interfund Transfers

Transferred From Fund	Transferred To	2009 Actual	2010 Budget	2010 Actual	2011 Budget	2011 Estimate	2012 Request	2012 Proposed
General Fund	Capital	1,500,000	1,500,000	1,500,000	2,000,000	2,000,000	2,000,000	2,000,000
General Fund	Tribal							
General Fund	Tabor Reserve	-	-	-	-	-	-	-
General Fund	Road & Bridge	8,000,000	2,500,000	2,500,000	2,500,000	2,500,000	2,500,000	2,770,000
General Fund	Landfill	50,000	100,000	100,000	-	-	-	-
General Fund	Joint Sales*	1,816,470	1,729,726	1,998,874	-	-	-	-
General Fund	Debt Service	-	-	-	-	-	-	-
General Fund	Financing Authority	466,000	471,256	471,256	471,103	471,103	921,765	921,765
Financing Authority Capital	Financing Authority	-	-	-	-	-	-	-
Capital	Debt Service	-	-	-	-	-	-	-
Capital	Road & Bridge	-	-	-	-	-	-	-
Capital	Joint Sales	-	-	-	-	-	-	-
Capital	CERF	-	-	-	-	-	-	-
Joint Sales	Landfill	10,000	10,000	10,000	-	-	-	-
Joint Sales	Capital	-	-	-	-	-	-	-
Joint Sales	General Fund	2,239,546	2,205,813	2,067,281	2,063,883	1,998,270	2,028,835	2,052,197
Tribal	General Fund	-	-	-	-	-	-	-
Tribal	Road & Bridge	-	-	-	-	-	-	-
Tribal	Human Services	-	-	-	-	-	-	-
<b>Residual Equity Transfers</b>								
Tabor Reserve	General Fund	-	-	-	2,000,000	2,000,000	-	-
Landfill Closure Fund	General Fund	-	-	-	201,922	201,922	-	-
<b>Total</b>		<b>14,082,016</b>	<b>8,516,795</b>	<b>8,647,411</b>	<b>9,236,908</b>	<b>9,171,295</b>	<b>7,450,600</b>	<b>7,743,962</b>

\* Effective with implementation of GASB-54, joint sales tax amounts are received directly into Joint Sales Tax Fund, instead of being receipted into General Fund and transferred to Joint Sales Tax.

## 2012 Schedule of Lease/Purchase Payments

*2004 La Plata County Finance Authority Certificates of Participation* - \$3,985,000 Series 2004 Certificates of Participations, proceeds used to acquire and renovate a downtown Durango office building, the Old Main Post Office (OMPO). Immediately subsequent to the purchase, the Finance Authority entered into a lease-purchase agreement with La Plata County for the OMPO. The OMPO is being used as office space for County and District Attorney staff.

Interest rates on the Certificates of Participation (COPs) range from 2.00% to 3.750%. Funding is to be provided for by base rentals paid by the County to the Authority. Annual debt service requirements to amortize all obligations as of December 31, 2011 follow:

Year	Principal	Interest	Total
2012	\$ 430,000	\$ 41,575	\$ 471,575
2013	450,000	25,837	475,837
2014	470,000	8,813	478,813
	\$ 1,350,000	\$ 76,225	\$ 1,426,225

A schedule, by years, of future minimum lease payments under the lease agreement, together with the present value of the net minimum lease payments as of December 31, 2011 follows:

Year	Facility Lease
2012	\$ 471,575
2013	475,837
2014	478,813
Total minimum lease payments	1,426,225
Less amounts representing interest	76,225
Present value of minimum lease payments	\$ 1,350,000

The debt service payments made by the La Plata County Finance Authority on the 2004 Certificates of Participation are budgeted in the "Finance Authority Debt Service Fund." The rental payments made by La Plata County to the La Plata County Finance Authority pursuant to the lease-purchase agreements are reported in the General Fund.

**There are no other lease-purchase agreements.**

## 2012 La Plata County Budget Authorities

This table sets forth the responsibility for budgetary management and accountability for each County cost center for 2012. Each budget authority may appoint, in writing, a deputy or deputies authorized to initiate or approve payments. A copy of such designation of authority shall be filed in the Finance Department.

In cases where a payment request exceeds \$50,000, the department head or Elected Official shall be required to review and co-sign for payment authorization. In cases where a payment request exceeds \$250,000, Department Heads will be required to obtain a co-signature from the Assistant County Manager or County Manager. In cases where the Finance Director or Assistant County Manager initiates a payment exceeding \$25,000, they shall have the other or the County Manager co-sign the request for payment.

The Director of Finance and the Assistant County Manager are authorized to approve and process central services type charges against all budgetary authorities' accounts to preclude payment delays and facilitate cost allocation. The Purchasing Agent and Contracting Agent are authorized to approve and process charges which have been properly requisitioned and/or contracted by the appropriate budget authority.

Cost Center		Responsible Position
<b>General Fund (10)</b>		
1000 County Commissioners	⇒	Board of County Commissioners
2101 County Attorney	⇒	County Attorney
2100 Administrative Offices 4500 Sustainability Office	⇒	Assistant County Manager
1100 Clerk & Recorder 1101 Clerk - Elections	⇒	Clerk & Recorder
1200 Treasurer 1201 Public Trustee	⇒	County Treasurer
1300 Assessor	⇒	County Assessor
1400 Surveyor	⇒	County Surveyor
2203 Facilities & Grounds 2211 Old Main Post Office	⇒	Director of General Services
2200 Finance 2202 Procurement 2204 Central Services 6100 Public Service Agencies 6102 Conservation Trust Funds Var Other Payments to Governments	⇒	Director of Finance
2201 Information Services 2102 Geographic Information Systems	⇒	Director of Information Technology

Cost Center	Position of Budgetary Responsibility
<b>General Fund (10-continued)</b>	
5200 Planning Department	Director of Planning Department
2301 Human Resources 2401 Risk Management	Director of Human Resources
2213 Construction Management	Director of Public Works
3100 County Coroner	County Coroner
All Sheriff's Department Cost Centers 3002 Special Services Division 3000 Public Safety 3001 Detention Facility 3004 Special Investigations Unit 3005 Criminal Investigations 2104 Alternatives to Incarceration 3001 Jail Commissary	Sheriff
5500 Senior Services - JST 5501 Senior Services - non JST 5504 Veterans Service Office	Director of Human Services
3300 Building Inspection 3401 Emergency Management	Director of Building & Emergency Mgt.
5100 Extension Office	Extension Director
5000 Fairgrounds 5102 Weed Control	Director of General Services
4550 Waste Management/Landfill Closure	Director of Public Works

